Energy performance certificate (EPC)

Flat 1 10 Nevern Square LONDON SW5 9NW	Energy rating **C**	Valid until:	**8 September 2034**
		Certificate number:	**2941-0318-6912-1941-6114**

Property type	Basement flat
Total floor area	45 square metres

Rules on letting this property

Properties can be let if they have an energy rating from A to E.

You can read guidance for landlords on the regulations and exemptions (https://www.gov.uk/guidance/domestic-private-rented-property-minimum-energy-efficiency-standard-landlord-guidance).

Energy rating and score

This property's energy rating is C. It has the potential to be C.

See how to improve this property's energy efficiency.

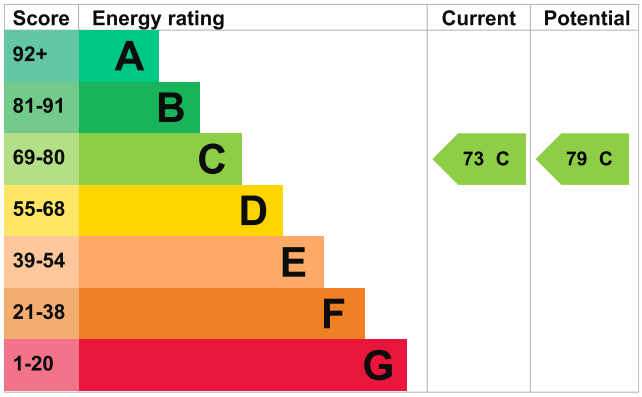

The graph shows this property's current and potential energy rating.

Properties get a rating from A (best) to G (worst) and a score. The better the rating and score, the lower your energy bills are likely to be.

For properties in England and Wales:

the average energy rating is D
the average energy score is 60

Breakdown of property’s energy performance

Features in this property

Features get a rating from very good to very poor, based on how energy efficient they are. Ratings are not based on how well features work or their condition.

Assumed ratings are based on the property’s age and type. They are used for features the assessor could not inspect.

Feature	Description	Rating
Wall	Solid brick, as built, no insulation (assumed)	Very poor
Window	Some double glazing	Poor
Main heating	Boiler and radiators, mains gas	Good
Main heating control	Room thermostat only	Poor
Hot water	From main system	Good
Lighting	Low energy lighting in all fixed outlets	Very good
Roof	(another dwelling above)	N/A
Floor	Solid, no insulation (assumed)	N/A
Secondary heating	None	N/A

Primary energy use

The primary energy use for this property per year is 193 kilowatt hours per square metre (kWh/m2).

How this affects your energy bills

An average household would need to spend **£673 per year on heating, hot water and lighting** in this property. These costs usually make up the majority of your energy bills.

You could **save £164 per year** if you complete the suggested steps for improving this property’s energy rating.

This is **based on average costs in 2024** when this EPC was created. People living at the property may use different amounts of energy for heating, hot water and lighting.

Heating this property

Estimated energy needed in this property is:

- 3,858 kWh per year for heating
- 1,627 kWh per year for hot water

Impact on the environment

This property's environmental impact rating is C. It has the potential to be B.

Properties get a rating from A (best) to G (worst) on how much carbon dioxide (CO2) they produce each year.

Carbon emissions

An average household produces	6 tonnes of CO2
This property produces	1.5 tonnes of CO2
This property's potential production	1.1 tonnes of CO2

You could improve this property's CO2 emissions by making the suggested changes. This will help to protect the environment.

These ratings are based on assumptions about average occupancy and energy use. People living at the property may use different amounts of energy.

Steps you could take to save energy

Step	Typical installation cost	Typical yearly saving
1. Internal wall insulation	£4,000 - £14,000	£82
2. Floor insulation (solid floor)	£4,000 - £6,000	£29
3. Replace single glazed windows with low-E double glazed windows	£3,300 - £6,500	£54

Advice on making energy saving improvements

Get detailed recommendations and cost estimates (www.gov.uk/improve-energy-efficiency)

Help paying for energy saving improvements

You may be eligible for help with the cost of improvements:

- Heat pumps and biomass boilers: Boiler Upgrade Scheme (www.gov.uk/apply-boiler-upgrade-scheme)

Who to contact about this certificate

Contacting the assessor

If you're unhappy about your property's energy assessment or certificate, you can complain to the assessor who created it.

Assessor's name	Afrim Beqiri
Telephone	07865078830
Email	meontheweb1@gmail.com

Contacting the accreditation scheme

If you're still unhappy after contacting the assessor, you should contact the assessor's accreditation scheme.

Accreditation scheme	ECMK
Assessor's ID	ECMK300348
Telephone	0333 123 1418
Email	info@ecmk.co.uk

About this assessment

Assessor's declaration	No related party
Date of assessment	4 September 2024
Date of certificate	9 September 2024
Type of assessment	RdSAP

Energy performance certificate (EPC)

Flat 2 10 Nevern Square LONDON SW5 9NW	Energy rating **C**	Valid until:	**22 January 2030**
		Certificate number:	**8550-7629-6000-3856-9296**

Property type	Basement flat
Total floor area	22 square metres

Rules on letting this property

Properties can be let if they have an energy rating from A to E.

You can read guidance for landlords on the regulations and exemptions (https://www.gov.uk/guidance/domestic-private-rented-property-minimum-energy-efficiency-standard-landlord-guidance).

Energy rating and score

This property's energy rating is C. It has the potential to be C.

See how to improve this property's energy efficiency.

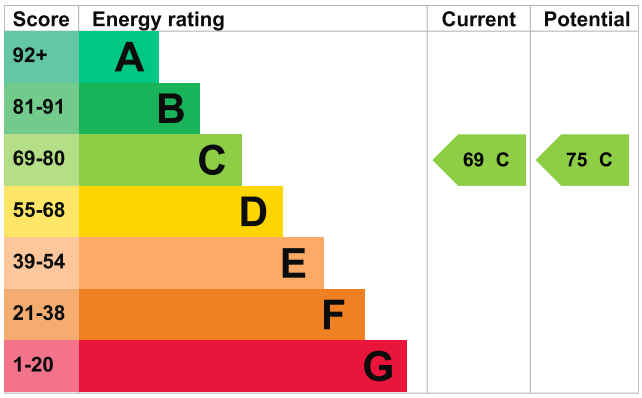

The graph shows this property's current and potential energy rating.

Properties get a rating from A (best) to G (worst) and a score. The better the rating and score, the lower your energy bills are likely to be.

For properties in England and Wales:

the average energy rating is D
the average energy score is 60

Breakdown of property’s energy performance

Features in this property

Features get a rating from very good to very poor, based on how energy efficient they are. Ratings are not based on how well features work or their condition.

Assumed ratings are based on the property’s age and type. They are used for features the assessor could not inspect.

Feature	Description	Rating
Wall	Solid brick, as built, no insulation (assumed)	Very poor
Window	Single glazed	Very poor
Main heating	Boiler and radiators, mains gas	Good
Main heating control	Programmer and room thermostat	Average
Hot water	From main system	Good
Lighting	Low energy lighting in all fixed outlets	Very good
Roof	(another dwelling above)	N/A
Floor	Suspended, no insulation (assumed)	N/A
Secondary heating	None	N/A

Primary energy use

The primary energy use for this property per year is 314 kilowatt hours per square metre (kWh/m2).

How this affects your energy bills

An average household would need to spend **£331 per year on heating, hot water and lighting** in this property. These costs usually make up the majority of your energy bills.

You could **save £61 per year** if you complete the suggested steps for improving this property’s energy rating.

This is **based on average costs in 2020** when this EPC was created. People living at the property may use different amounts of energy for heating, hot water and lighting.

Heating this property

Estimated energy needed in this property is:

- 2,088 kWh per year for heating
- 2,139 kWh per year for hot water

Impact on the environment

This property's environmental impact rating is C. It has the potential to be B.

Properties get a rating from A (best) to G (worst) on how much carbon dioxide (CO2) they produce each year.

Carbon emissions

An average household produces	6 tonnes of CO2
This property produces	1.2 tonnes of CO2
This property's potential production	0.9 tonnes of CO2

You could improve this property's CO2 emissions by making the suggested changes. This will help to protect the environment.

These ratings are based on assumptions about average occupancy and energy use. People living at the property may use different amounts of energy.

Steps you could take to save energy

Step	Typical installation cost	Typical yearly saving
1. Internal wall insulation	£4,000 - £14,000	£17
2. Floor insulation (suspended floor)	£800 - £1,200	£13
3. Replace single glazed windows with low-E double glazed windows	£3,300 - £6,500	£31

Advice on making energy saving improvements

Get detailed recommendations and cost estimates (www.gov.uk/improve-energy-efficiency)

Help paying for energy saving improvements

You may be eligible for help with the cost of improvements:

- Heat pumps and biomass boilers: Boiler Upgrade Scheme (www.gov.uk/apply-boiler-upgrade-scheme)

Who to contact about this certificate

Contacting the assessor

If you're unhappy about your property's energy assessment or certificate, you can complain to the assessor who created it.

Assessor's name	Afrim Beqiri
Telephone	07865078830
Email	meontheweb1@gmail.com

Contacting the accreditation scheme

If you're still unhappy after contacting the assessor, you should contact the assessor's accreditation scheme.

Accreditation scheme	Quidos Limited
Assessor's ID	QUID207153
Telephone	01225 667 570
Email	info@quidos.co.uk

About this assessment

Assessor's declaration	No related party
Date of assessment	16 January 2020
Date of certificate	23 January 2020
Type of assessment	RdSAP

Energy performance certificate (EPC)

Flat 3 10 Nevern Square LONDON SW5 9NW	Energy rating **C**	Valid until:	**14 January 2036**
		Certificate number:	**6835-8722-8209-0471-7296**

Property type	Ground-floor flat
Total floor area	26 square metres

Rules on letting this property

Properties can be let if they have an energy rating from A to E.

You can read guidance for landlords on the regulations and exemptions (https://www.gov.uk/guidance/domestic-private-rented-property-minimum-energy-efficiency-standard-landlord-guidance).

Energy rating and score

This property's energy rating is C. It has the potential to be C.

See how to improve this property's energy efficiency.

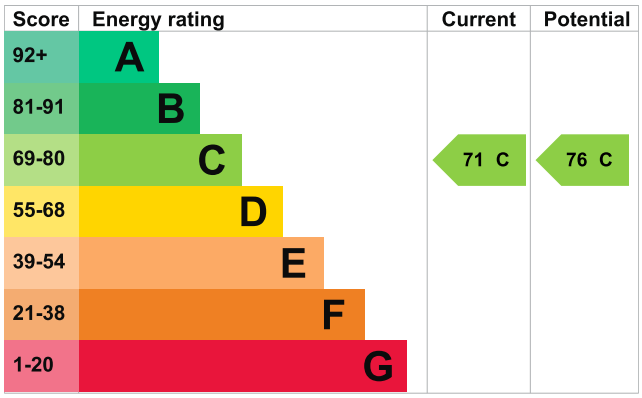

The graph shows this property's current and potential energy rating.

Properties get a rating from A (best) to G (worst) and a score. The better the rating and score, the lower your energy bills are likely to be.

For properties in England and Wales:

the average energy rating is D
the average energy score is 60

Breakdown of property’s energy performance

Features in this property

Features get a rating from very good to very poor, based on how energy efficient they are. Ratings are not based on how well features work or their condition.

Assumed ratings are based on the property’s age and type. They are used for features the assessor could not inspect.

Feature	Description	Rating
Wall	Solid brick, as built, no insulation (assumed)	Very poor
Window	Fully double glazed	Average
Main heating	Boiler and radiators, mains gas	Good
Main heating control	Programmer, room thermostat and TRVs	Good
Hot water	From main system	Good
Lighting	Good lighting efficiency	Good
Roof	(another dwelling above)	N/A
Floor	Solid, no insulation (assumed)	N/A
Air tightness	(not tested)	N/A
Secondary heating	None	N/A

Primary energy use

The primary energy use for this property per year is 232 kilowatt hours per square metre (kWh/m2).

Smart meters

This property had **no smart meters** when it was assessed.

Smart meters help you understand your energy use and how you could save money. They may help you access better energy deals.

Find out how to get a smart meter (https://www.smartenergygb.org/)

How this affects your energy bills

An average household would need to spend **£500 per year on heating, hot water and lighting** in this property. These costs usually make up the majority of your energy bills.

You could **save £86 per year** if you complete the suggested steps for improving this property's energy rating.

This is **based on average costs in 2026** when this EPC was created. People living at the property may use different amounts of energy for heating, hot water and lighting.

Heating this property

Estimated energy needed in this property is:

- 1,989 kWh per year for heating
- 2,238 kWh per year for hot water

Impact on the environment

This property's environmental impact rating is C. It has the potential to be B.

Properties get a rating from A (best) to G (worst) on how much carbon dioxide (CO2) they produce each year.

Carbon emissions

An average household produces	6 tonnes of CO2
This property produces	1.1 tonnes of CO2
This property's potential production	0.8 tonnes of CO2

You could improve this property's CO2 emissions by making the suggested changes. This will help to protect the environment.

These ratings are based on assumptions about average occupancy and energy use. People living at the property may use different amounts of energy.

Steps you could take to save energy

Step	Typical installation cost	Typical yearly saving
1. Internal wall insulation	£7,500 - £11,000	£63
2. Floor insulation (solid floor)	£5,000 - £10,000	£23

Advice on making energy saving improvements

Get detailed recommendations and cost estimates (www.gov.uk/improve-energy-efficiency)

Help paying for energy saving improvements

You may be eligible for help with the cost of improvements:

- Heat pumps and biomass boilers: Boiler Upgrade Scheme (www.gov.uk/apply-boiler-upgrade-scheme)

Who to contact about this certificate

Contacting the assessor

If you're unhappy about your property's energy assessment or certificate, you can complain to the assessor who created it.

Assessor's name	Nensi Hoti
Telephone	07713189238
Email	info@londonandthames.com

Contacting the accreditation scheme

If you're still unhappy after contacting the assessor, you should contact the assessor's accreditation scheme.

Accreditation scheme	Elmhurst Energy Systems Ltd
Assessor's ID	EES/022983
Telephone	01455 883 250
Email	enquiries@elmhurstenergy.co.uk

About this assessment

Assessor's declaration	No related party
Date of assessment	19 December 2025
Date of certificate	15 January 2026
Type of assessment	RdSAP

Energy performance certificate (EPC)

Flat 4 10 Nevern Square LONDON SW5 9NW	Energy rating **C**	Valid until:	**4 May 2032**
		Certificate number:	**9600-3075-0622-8100-3523**

Property type	Ground-floor flat
Total floor area	26 square metres

Rules on letting this property

Properties can be let if they have an energy rating from A to E.

You can read guidance for landlords on the regulations and exemptions (https://www.gov.uk/guidance/domestic-private-rented-property-minimum-energy-efficiency-standard-landlord-guidance).

Energy rating and score

This property's energy rating is C. It has the potential to be C.

See how to improve this property's energy efficiency.

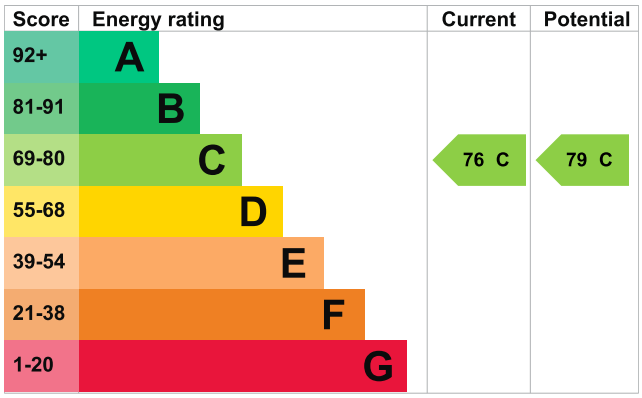

The graph shows this property's current and potential energy rating.

Properties get a rating from A (best) to G (worst) and a score. The better the rating and score, the lower your energy bills are likely to be.

For properties in England and Wales:

the average energy rating is D
the average energy score is 60

Breakdown of property’s energy performance

Features in this property

Features get a rating from very good to very poor, based on how energy efficient they are. Ratings are not based on how well features work or their condition.

Assumed ratings are based on the property’s age and type. They are used for features the assessor could not inspect.

Feature	Description	Rating
Wall	Solid brick, as built, no insulation (assumed)	Very poor
Wall	Timber frame, as built, no insulation (assumed)	Poor
Window	Fully double glazed	Good
Main heating	Boiler and radiators, mains gas	Good
Main heating control	Programmer, room thermostat and TRVs	Good
Hot water	From main system	Good
Lighting	Low energy lighting in all fixed outlets	Very good
Roof	(another dwelling above)	N/A
Floor	(another dwelling below)	N/A
Secondary heating	None	N/A

Primary energy use

The primary energy use for this property per year is 196 kilowatt hours per square metre (kWh/m2).

How this affects your energy bills

An average household would need to spend **£278 per year on heating, hot water and lighting** in this property. These costs usually make up the majority of your energy bills.

You could **save £29 per year** if you complete the suggested steps for improving this property’s energy rating.

This is **based on average costs in 2022** when this EPC was created. People living at the property may use different amounts of energy for heating, hot water and lighting.

Heating this property

Estimated energy needed in this property is:

- 1,200 kWh per year for heating
- 1,382 kWh per year for hot water

Impact on the environment

This property's environmental impact rating is B. It has the potential to be B.

Properties get a rating from A (best) to G (worst) on how much carbon dioxide (CO2) they produce each year.

Carbon emissions

An average household produces	6 tonnes of CO2
This property produces	0.9 tonnes of CO2
This property's potential production	0.7 tonnes of CO2

You could improve this property's CO2 emissions by making the suggested changes. This will help to protect the environment.

These ratings are based on assumptions about average occupancy and energy use. People living at the property may use different amounts of energy.

Steps you could take to save energy

Step	Typical installation cost	Typical yearly saving
1. Internal wall insulation	£4,000 - £14,000	£16
2. Condensing boiler	£2,200 - £3,000	£13

Advice on making energy saving improvements

Get detailed recommendations and cost estimates (www.gov.uk/improve-energy-efficiency)

Help paying for energy saving improvements

You may be eligible for help with the cost of improvements:

- Heat pumps and biomass boilers: Boiler Upgrade Scheme (www.gov.uk/apply-boiler-upgrade-scheme)

Who to contact about this certificate

Contacting the assessor

If you're unhappy about your property's energy assessment or certificate, you can complain to the assessor who created it.

Assessor's name	Afrim Beqiri
Telephone	0845 0945 192
Email	epcquery@vibrantenergymatters.co.uk

Contacting the accreditation scheme

If you're still unhappy after contacting the assessor, you should contact the assessor's accreditation scheme.

Accreditation scheme	Elmhurst Energy Systems Ltd
Assessor's ID	EES/007466
Telephone	01455 883 250
Email	enquiries@elmhurstenergy.co.uk

About this assessment

Assessor's declaration	No related party
Date of assessment	3 May 2022
Date of certificate	5 May 2022
Type of assessment	RdSAP

Energy performance certificate (EPC)

Flat 8 10 Nevern Square LONDON SW5 9NW	Energy rating **C**	Valid until:	**14 January 2036**
		Certificate number:	**9017-3958-4202-1545-0204**

Property type	Mid-floor maisonette
Total floor area	40 square metres

Rules on letting this property

Properties can be let if they have an energy rating from A to E.

You can read guidance for landlords on the regulations and exemptions (https://www.gov.uk/guidance/domestic-private-rented-property-minimum-energy-efficiency-standard-landlord-guidance).

Energy rating and score

This property's energy rating is C. It has the potential to be C.

See how to improve this property's energy efficiency.

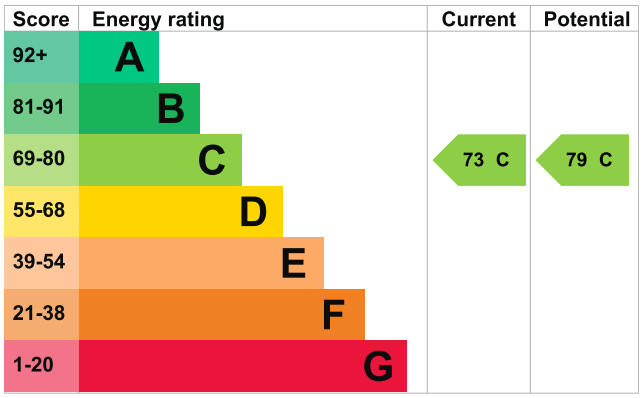

The graph shows this property's current and potential energy rating.

Properties get a rating from A (best) to G (worst) and a score. The better the rating and score, the lower your energy bills are likely to be.

For properties in England and Wales:

the average energy rating is D
the average energy score is 60

Breakdown of property’s energy performance

Features in this property

Features get a rating from very good to very poor, based on how energy efficient they are. Ratings are not based on how well features work or their condition.

Assumed ratings are based on the property’s age and type. They are used for features the assessor could not inspect.

Feature	Description	Rating
Wall	Solid brick, as built, no insulation (assumed)	Very poor
Window	Fully double glazed	Average
Main heating	Boiler and radiators, mains gas	Good
Main heating control	Programmer, room thermostat and TRVs	Good
Hot water	From main system	Good
Lighting	Good lighting efficiency	Good
Roof	(another dwelling above)	N/A
Floor	(another dwelling below)	N/A
Air tightness	(not tested)	N/A
Secondary heating	None	N/A

Primary energy use

The primary energy use for this property per year is 179 kilowatt hours per square metre (kWh/m2).

Smart meters

This property had **no smart meters** when it was assessed.

Smart meters help you understand your energy use and how you could save money. They may help you access better energy deals.

Find out how to get a smart meter (https://www.smartenergygb.org/)

How this affects your energy bills

An average household would need to spend **£575 per year on heating, hot water and lighting** in this property. These costs usually make up the majority of your energy bills.

You could **save £139 per year** if you complete the suggested steps for improving this property's energy rating.

This is **based on average costs in 2026** when this EPC was created. People living at the property may use different amounts of energy for heating, hot water and lighting.

Heating this property

Estimated energy needed in this property is:

- 2,738 kWh per year for heating
- 2,386 kWh per year for hot water

Impact on the environment

This property's environmental impact rating is C. It has the potential to be B.

Properties get a rating from A (best) to G (worst) on how much carbon dioxide (CO2) they produce each year.

Carbon emissions

An average household produces	6 tonnes of CO2
This property produces	1.3 tonnes of CO2
This property's potential production	0.8 tonnes of CO2

You could improve this property's CO2 emissions by making the suggested changes. This will help to protect the environment.

These ratings are based on assumptions about average occupancy and energy use. People living at the property may use different amounts of energy.

Steps you could take to save energy

Step	Typical installation cost	Typical yearly saving
1. Internal wall insulation	£7,500 - £11,000	£139

Advice on making energy saving improvements

Get detailed recommendations and cost estimates (www.gov.uk/improve-energy-efficiency)

Help paying for energy saving improvements

You may be eligible for help with the cost of improvements:

- Heat pumps and biomass boilers: Boiler Upgrade Scheme (www.gov.uk/apply-boiler-upgrade-scheme)

Who to contact about this certificate

Contacting the assessor

If you're unhappy about your property's energy assessment or certificate, you can complain to the assessor who created it.

Assessor's name	Nensi Hoti
Telephone	07713189238
Email	info@londonandthames.com

Contacting the accreditation scheme

If you're still unhappy after contacting the assessor, you should contact the assessor's accreditation scheme.

Accreditation scheme	Elmhurst Energy Systems Ltd
Assessor's ID	EES/022983
Telephone	01455 883 250
Email	enquiries@elmhurstenergy.co.uk

About this assessment

Assessor's declaration	No related party
Date of assessment	19 December 2025
Date of certificate	15 January 2026
Type of assessment	RdSAP