

# Energy performance certificate (EPC)

21 Billington Road East Elmesthorpe LEICESTER LE9 7SB	Energy rating	Valid until:	25 May 2036
	<b>G</b>	Certificate number:	2624-3062-3205-4066-7204

Property type Detached house

Total floor area 88 square metres

## Rules on letting this property

### You may not be able to let this property

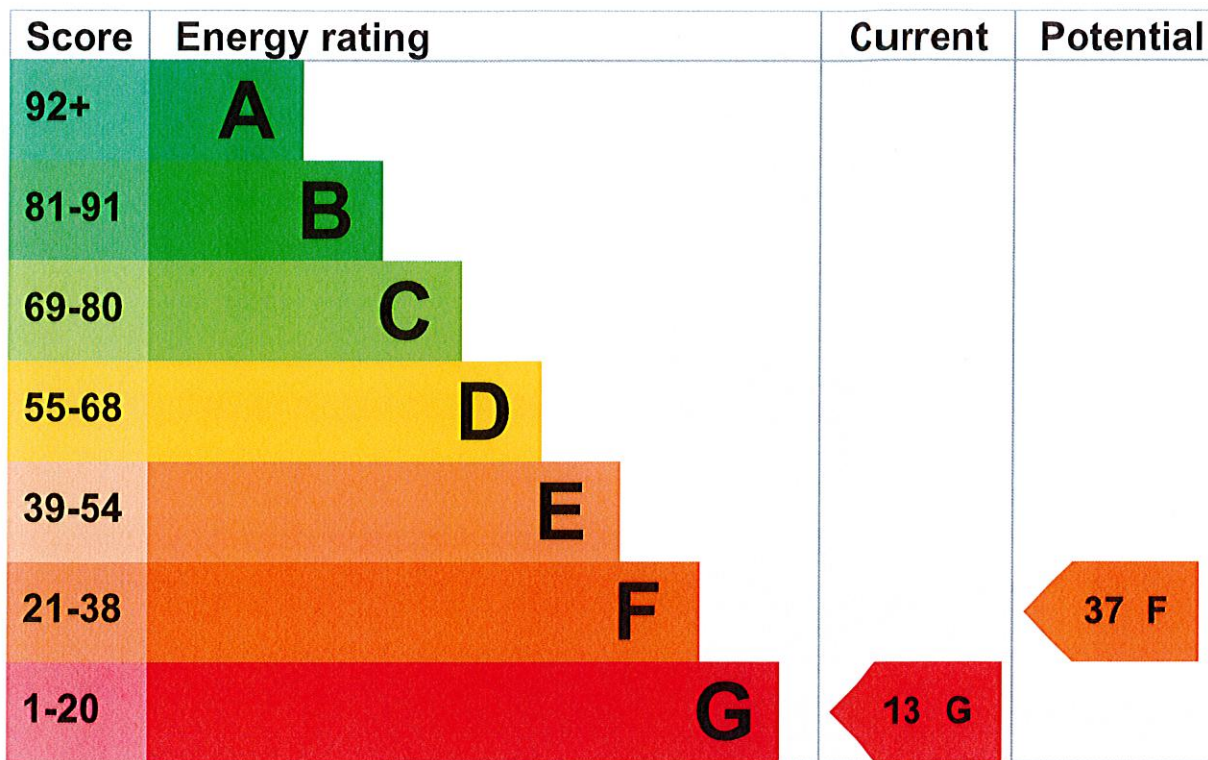
This property has an energy rating of G. It cannot be let, unless an exemption has been registered. You can read [guidance for landlords on the regulations and exemptions \(https://www.gov.uk/guidance/domestic-private-rented-property-minimum-energy-efficiency-standard-landlord-guidance\)](https://www.gov.uk/guidance/domestic-private-rented-property-minimum-energy-efficiency-standard-landlord-guidance).

Properties can be let if they have an energy rating from A to E. You could make changes to [improve this property's energy rating](#).

## Energy rating and score

This property's energy rating is G. It has the potential to be F.

[See how to improve this property's energy efficiency.](#)



The graph shows this property's current and potential energy rating.

Properties get a rating from A (best) to G (worst) and a score. The better the rating and score, the lower your energy bills are likely to be.

For properties in England and Wales:

- the average energy rating is D
- the average energy score is 60

## Breakdown of property's energy performance

### Features in this property

Features get a rating from very good to very poor, based on how energy efficient they are. Ratings are not based on how well features work or their condition.

Assumed ratings are based on the property's age and type. They are used for features the assessor could not inspect.

Feature	Description	Rating
Wall	Cavity wall, as built, no insulation (assumed)	Poor
Wall	Cavity wall, as built, partial insulation (assumed)	Average
Roof	Pitched, insulated (assumed)	Average
Roof	Flat, limited insulation	Poor

Feature	Description	Rating
Roof	Roof room(s), no insulation (assumed)	Very poor
Window	Partial double glazing	Very poor
Main heating	Portable electric heating assumed for most rooms	Very poor
Main heating control	No thermostatic control of room temperature	Poor
Hot water	Electric immersion, standard tariff	Very poor
Lighting	Below average lighting efficiency	Poor
Floor	Suspended, no insulation (assumed)	N/A
Floor	Solid, no insulation (assumed)	N/A
Air tightness	(not tested)	N/A
Secondary heating	Room heaters, dual fuel (mineral and wood)	N/A

## Primary energy use

The primary energy use for this property per year is 338 kilowatt hours per square metre (kWh/m<sup>2</sup>).

► [About primary energy use](#)

## Additional information

Additional information about this property:

- PV recommended  
When considering the PV installation consider installing PV battery and a PV diverter for water heating.
- Cavity fill is recommended

## Smart meters

This property had **no smart meters** when it was assessed.

Smart meters help you understand your energy use and how you could save money. They may help you access better energy deals.

[Find out how to get a smart meter \(https://www.smartenergygb.org/\)](https://www.smartenergygb.org/)

## How this affects your energy bills

An average household would need to spend **£4,693 per year on heating, hot water and lighting** in this property. These costs usually make up the majority of your energy bills.

You could **save £1,432 per year** if you complete the suggested steps for improving this property's energy rating.

This is **based on average costs in 2026** when this EPC was created. People living at the property may use different amounts of energy for heating, hot water and lighting.

---

## Heating this property

Estimated energy needed in this property is:

- 15,855 kWh per year for heating
- 2,296 kWh per year for hot water

## Impact on the environment

This property's environmental impact rating is C. It has the potential to be B.

Properties get a rating from A (best) to G (worst) on how much carbon dioxide (CO<sub>2</sub>) they produce each year.

## Carbon emissions

<b>An average household produces</b>	6 tonnes of CO <sub>2</sub>
<b>This property produces</b>	2.8 tonnes of CO <sub>2</sub>
<b>This property's potential production</b>	1.8 tonnes of CO <sub>2</sub>

You could improve this property's CO<sub>2</sub> emissions by making the suggested changes. This will help to protect the environment.

These ratings are based on assumptions about average occupancy and energy use. People living at the property may use different amounts of energy.

# Steps you could take to save energy

► [Do I need to follow these steps in order?](#)

## Step 1: Flat roof or sloping ceiling insulation

Typical installation cost £900 - £1,200

Typical yearly saving £101

Potential rating after completing step 1

14 G

## Step 2: Cavity wall insulation

Typical installation cost £900 - £1,500

Typical yearly saving £552

Potential rating after completing steps 1 and 2

21 F

## Step 3: Floor insulation (suspended floor)

Typical installation cost £5,000 - £10,000

Typical yearly saving £240

Potential rating after completing steps 1 to 3

24 F

## Step 4: Floor insulation (solid floor)


Typical installation cost £5,000 - £10,000

Typical yearly saving £124


Potential rating after completing steps 1 to 4

26 F


## Step 5: Draught proofing

Typical installation cost	£150 - £250
Typical yearly saving	£58
Potential rating after completing steps 1 to 5	 27 F

## Step 6: Low energy lighting


Typical installation cost	£180 - £210
Typical yearly saving	£41
Potential rating after completing steps 1 to 6	 28 F

## Step 7: Solar water heating

Typical installation cost	£4,000 - £7,000
Typical yearly saving	£92
Potential rating after completing steps 1 to 7	 29 F

## Step 8: Double glazed windows

Replace single glazed windows with low-E double glazed windows

Typical installation cost	£4,500 - £6,000
Typical yearly saving	£225
Potential rating after completing steps 1 to 8	 32 F

## Step 9: Solar photovoltaic panels, 2.5 kWp

Typical installation cost	£8,000 - £10,000
Typical yearly saving	£284
Potential rating after completing steps 1 to 9	<b>37 F</b>

## Advice on making energy saving improvements

[Get detailed recommendations and cost estimates](#)

## Help paying for energy saving improvements

You may be eligible for help with the cost of improvements:

- Free energy saving improvements: [Warm Homes Local Grant \(WHLG\)](#)
- Heat pumps and biomass boilers: [Boiler Upgrade Scheme](#)
- Help from your energy supplier: [Energy Company Obligation](#)

## Who to contact about this certificate

### Contacting the assessor

If you're unhappy about your property's energy assessment or certificate, you can complain to the assessor who created it.

Assessor's name	Thomas Hewitt
Telephone	07749433915
Email	<a href="mailto:info@hpspropertymarketing.co.uk">info@hpspropertymarketing.co.uk</a>

### Contacting the accreditation scheme

If you're still unhappy after contacting the assessor, you should contact the assessor's accreditation scheme.

Accreditation scheme	Elmhurst Energy Systems Ltd
Assessor's ID	EES/023050
Telephone	01455 883 250

---

Email

[enquiries@elmhurstenergy.co.uk](mailto:enquiries@elmhurstenergy.co.uk)

---

## About this assessment

Assessor's declaration No related party

---

Date of assessment 22 May 2026

---

Date of certificate 26 May 2026

---

Type of assessment ▶ [RdSAP](#)

---

## Other certificates for this property

If you are aware of previous certificates for this property and they are not listed here, please contact us at [mhclg.digital-services@communities.gov.uk](mailto:mhclg.digital-services@communities.gov.uk) or call our helpdesk on 020 3829 0748 (Monday to Friday, 9am to 5pm).

There are no related certificates for this property.



[Help \(/help\)](#) [Accessibility \(/accessibility-statement\)](#) [Cookies \(/cookies\)](#)

[Give feedback \(https://forms.office.com/e/KX25htGMX5\)](https://forms.office.com/e/KX25htGMX5)

[Service performance \(/service-performance\)](#)

### OGI

All content is available under the [Open Government Licence v3.0 \(https://www.nationalarchives.gov.uk/doc/open-government-licence/version/3/\)](#), except where otherwise stated



© Crown copyright (<https://www.nationalarchives.gov.uk/information-management/re-using-public-sector-information/uk-government-licensing-framework/crown-copyright/>)