



66 Ridlington Way

, Hartlepool, TS24 9QB

£161,000



Igomove are pleased to list this greatly extended five bedroom semi detached house situated in a popular residential area, it offers a multitude of desirable elements such as; five double bedrooms (master located to the ground floor with en suite facilities), large newly fitted modern family bathroom, good size lounge, open plan kitchen diner, utility/storage, low maintenance gardens, driveway, newly installed UPVC double glazing, gas central heating, modern decor, freehold.



Well presented frontage, end plot, walled low maintenance paved garden double gated driveway to the side, front door with canopy over into;

Entrance vestibule hallway with stairs to the first floor accommodation, dado rail, neutral decor, laminate flooring.

Good size lounge with bay window to the front elevation and with neutral decor and decorative coving.

Open concept kitchen diner fitted with a selection of display, wall, base and drawer cabinetry complementary surfaces, tiled backsplash, space for oven, space for fridge, plumbing for washing machine, stainless one and a half bowl sink with mixer tap and space to dine, recessed spotlights, laminate flooring, fitted storage cupboard and with French doors open into the rear garden.

Master double bedroom (converted from garage) with window to the rear, modern radiator, laminate flooring, fitted storage/utility and with access to;

Ensuite shower room which comprises oversized shower closure, close coupled WC and vanity wash basin, complimentary tiling.

To the first floor;

Bedroom two is a good size double with window to the front elevation, modern decor.

Bedroom three is a double also located to the front of the property, contemporary decor.

Bedroom four is a double situated to the rear, excellent decor.

Bedroom five is also of double proportions and is located to the front, superb decor.

The newly fitted large family bathroom comprises bath with shower head taps, separate shower enclosure, concealed cistern WC and vanity wash basin with dual windows to the rear, modern panelling to walls, recessed spotlights.

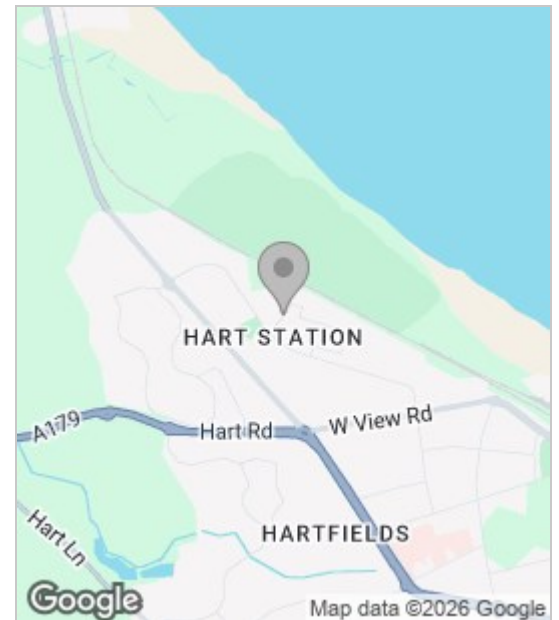
To the second floor;

Spacious loft with Velux window and vaulted ceiling, neutrally presented.


To the rear of the property is an enclosed garden laid to lawn with patio.

This greatly extended property is situated in a popular area and Igomove recommend early viewing.

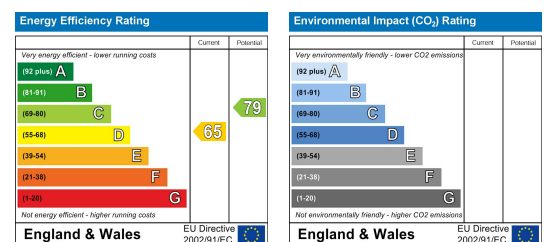
Area Map



Floor Plan



Energy Efficiency Graph



These particulars, whilst believed to be accurate are set out as a general outline only for guidance and do not constitute any part of an offer or contract. Intending purchasers should not rely on them as statements of representation of fact, but must satisfy themselves by inspection or otherwise as to their accuracy. No person in this firm's employment has the authority to make or give any representation or warranty in respect of the property.