

163a Eldo Road - Asking Price £250,000

West Row Suffolk IP28 8PY

shires

Estate & Letting Agents



"Consistently providing outstanding service to our clients"

Asking Price £250,000

The Property

Set in a sought-after village location with stunning views over open fields, this delightful 2-bedroom detached bungalow offers spacious single-storey living in a tranquil countryside setting.

The property features a bright and welcoming layout, including a generous living room, a well-appointed kitchen, two double bedrooms, a modern family bathroom and w/c. Large windows throughout the home allow natural light to flood in while framing the beautiful rural outlook.

Outside, the bungalow boasts a private garden – ideal for relaxing, gardening, or entertaining – with the added benefit of uninterrupted field views. A driveway provides off-road parking, and the quiet village location offers a real sense of community while remaining within easy reach of nearby amenities.

A perfect choice for those seeking peace, privacy, and the charm of village life. Call now to view!

Features

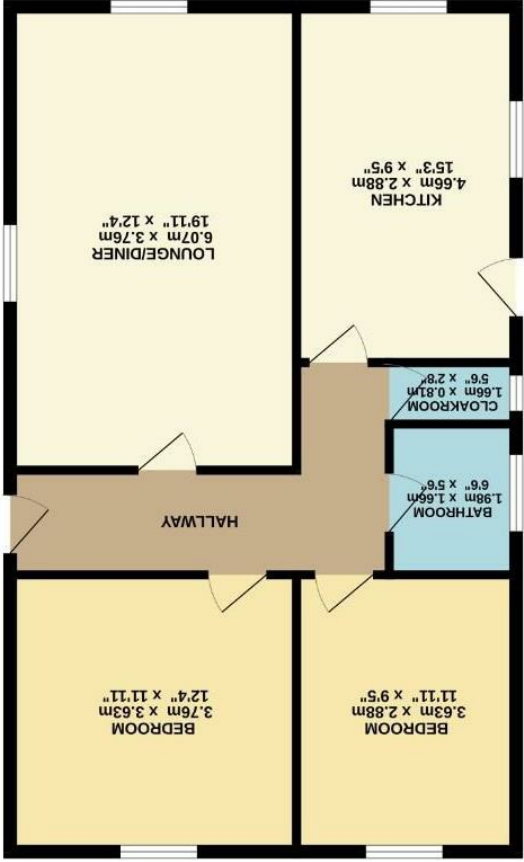
- 2 BEDROOM DETACHED BUNGALOW
- CHAIN FREE
- STORAGE HEATERS
- GARAGE
- FIELD VIEWS TO THE REAR
- POPULAR VILLAGE OF WEST ROW
- GARDENS TO FRONT, SIDE & REAR
- 19'11 X 12'4 LOUNGE/DINER
- 15'3 X 9'5 KITCHEN
- CALL US NOW TO BOOK A VIEWING



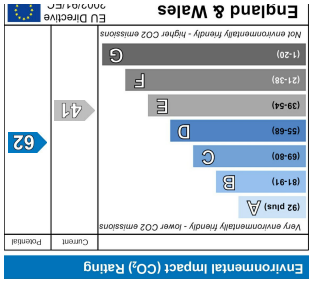
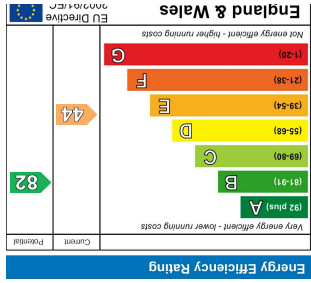


These sales particulars have been produced as a general guide only and we would draw to your attention that we have not carried out a detailed Survey of the property nor have we tested services, appliances or specific fittings. Whilst measurements and statements given within the details are provided in good faith, their accuracy should not be relied upon. If there are any points about which you may be uncertain or would like further clarification, we would suggest that you telephone this office and speak to our staff who will endeavour to assist you.

GROUND FLOOR
73.5 sq.m. (791 sq.ft.) approx.



What every attempt has been made to ensure the accuracy of the floorplan contained here, measurements of doors, windows, rooms and other items are given to the nearest millimetre. This plan is for illustrative purposes only and should be used as such by any prospective purchaser. The services, systems and appliances shown have not been tested and no guarantee as to their quantity or efficacy can be given.
Made with Mapbox ©2024



Shires Residential
4 New Street, Mildenhall, Suffolk, IP28 7EN
T: 01638 712132
E: mildenhall@shiresstateagents.co.uk
www.shiresresidential.com