



**61 Whitworth Drive, Radcliffe on Trent,  
Nottingham, NG12 2ER**

**Guide Price £265,000**

**Tel: 0115 9336666**

 **RICHARD  
WATKINSON  
PARTNERS**

Surveyors, Estate Agents, Valuers, Auctioneers

- Attractive Semi-Detached Home
- No Chain
- Lounge
- 3 Bedrooms
- Driveway and Brick Garage
- Modernisation Required
- Popular Location
- Dining Kitchen
- Shower Room & W/C
- Front and Rear Gardens

Offered to the market for the first time since it was built circa 1971, this attractive semi-detached home occupies a popular residential location and presents an excellent opportunity for buyers seeking a property ready for modernisation.

Offering the chance to create a home tailored to your own style and specification, the property also has potential to extend, subject to the necessary planning permissions (STPP).

The accommodation briefly comprises an entrance hall, a well-proportioned lounge, and a dining kitchen overlooking the rear garden. To the first floor are three bedrooms, a shower room, and a separate WC.

Offered to the market with no upward chain, the property further benefits from a driveway providing off-road parking, a brick-built garage, and established front and rear gardens.

This is a rare opportunity to acquire a family home with outstanding potential in a sought-after location. Early viewing is highly recommended.

### ACCOMMODATION

A uPVC double-glazed entrance door leads into the entrance hall.

### ENTRANCE HALL

Having a central heating radiator and a staircase rising to the first-floor landing. There is an understairs storage cupboard housing the fuse box and electricity meter.

### LOUNGE

A well-proportioned reception room situated at the front of the property, featuring a central heating radiator and a uPVC double-glazed window to the front aspect. There is a wall-mounted gas fire, although this is no longer connected to the gas supply.

### DINING KITCHEN

Located across the rear of the property, the dining kitchen benefits from two uPVC double-glazed windows overlooking the rear garden and a central heating radiator. The fitted kitchen comprises base and wall-mounted cupboards with laminate worktops, an inset stainless steel sink with hot and cold taps, and space for appliances, including a gas cooker. A uPVC double-glazed door provides side access, and there is a useful pantry with shelving.

### FIRST FLOOR LANDING

The landing provides access to the loft space and includes a single-glazed window to the side

aspect. An airing cupboard houses the Baxi central heating boiler, believed to have been installed between 2011 and 2012 (approx)

### BEDROOM ONE

A double bedroom with a central heating radiator and a uPVC double-glazed window to the front aspect.

### BEDROOM TWO

A double bedroom with a central heating radiator, a uPVC double-glazed window to the front aspect, and a built-in double wardrobe.

### BEDROOM THREE

With a central heating radiator and a uPVC double-glazed window to the front aspect.

### SHOWER ROOM

Formerly a bathroom, now fitted with a modern shower enclosure featuring a fixed glazed screen, mains-fed rainfall shower with additional handheld attachment, and quartz-effect acrylic splashbacks. The room also includes a pedestal wash hand basin with hot and cold taps, tiled splashback, central heating radiator, and a uPVC double-glazed obscured window to the rear aspect.

### SEPARATE W/C

Fitted with a low-level WC and a single-glazed obscured window to the side aspect.

### DRIVEWAY & GARAGE

A single-width driveway to the front of the property provides off-road parking and leads to a brick-built garage with an up-and-over door and a single-glazed window to the rear.

### GARDENS

The front garden has been designed for low maintenance, featuring gravelled borders, a central flower bed ready for planting, and paved edging. The enclosed rear garden is bounded by a combination of timber panel fencing and mature hedging. It is predominantly laid to lawn with established planted borders.

### RADCLIFFE ON TRENT

Radcliffe on Trent has a wealth of amenities including a good range of shops, doctors, dentists, schooling for all ages, restaurants and public houses, golf and bowls clubs, regular bus and train services (Nottingham to Grantham line). The village is conveniently located for commuting to the cities of Nottingham (6m) Newark (14m) Grantham (18m) Derby (23m) Leicester (24m) via the A52, A46, with the M1, A1 and East Midlands airport close by.

### COUNCIL TAX

The property is registered as council tax band C.

### VIEWINGS

By appointment with Richard Watkinson & Partners.

### ADDITIONAL INFORMATION

Once an offer is accepted, there will be a small charge for our biometric Anti Money Laundering compliance check of £14 + VAT per purchaser.

Please see the links below to check for additional information regarding environmental criteria (i.e. flood assessment), school Ofsted ratings, planning applications and services such as broadband and phone signal. Note Richard Watkinson & Partners has no affiliation to any of the below agencies and cannot be responsible for any incorrect information provided by the individual sources.

Flood assessment of an area:         

<https://check-long-term-flood-risk.service.gov.uk/risk#>

Broadband & Mobile coverage:-

<https://checker.ofcom.org.uk/en-gb/broadband-coverage>

School Ofsted reports:-

<https://reports.ofsted.gov.uk/>

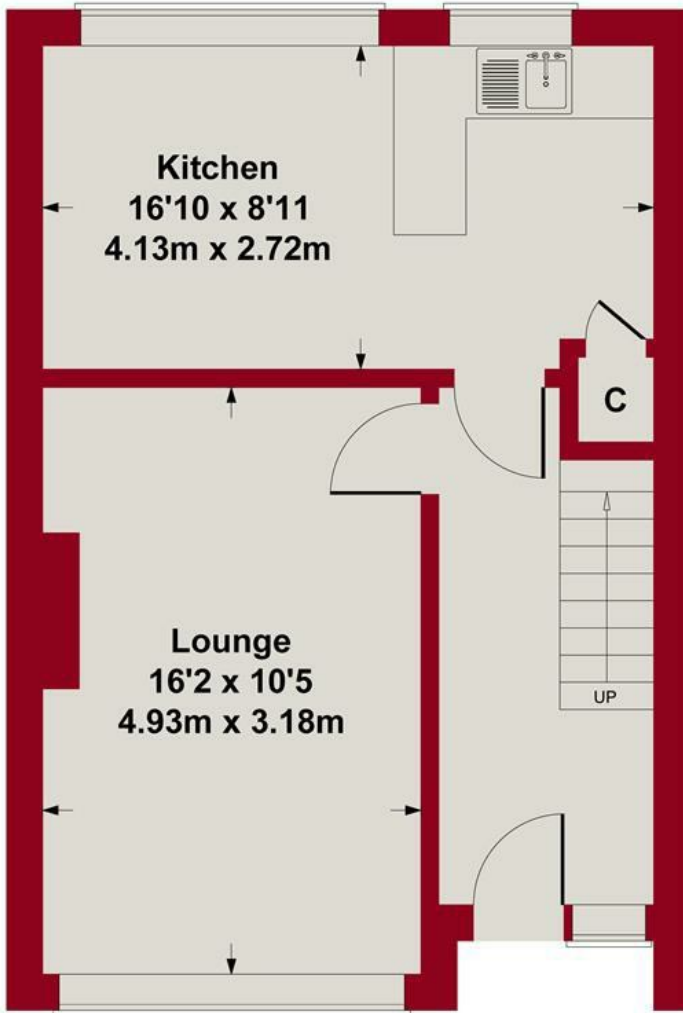
Planning applications:-

<https://www.gov.uk/search-register-planning-decisions>

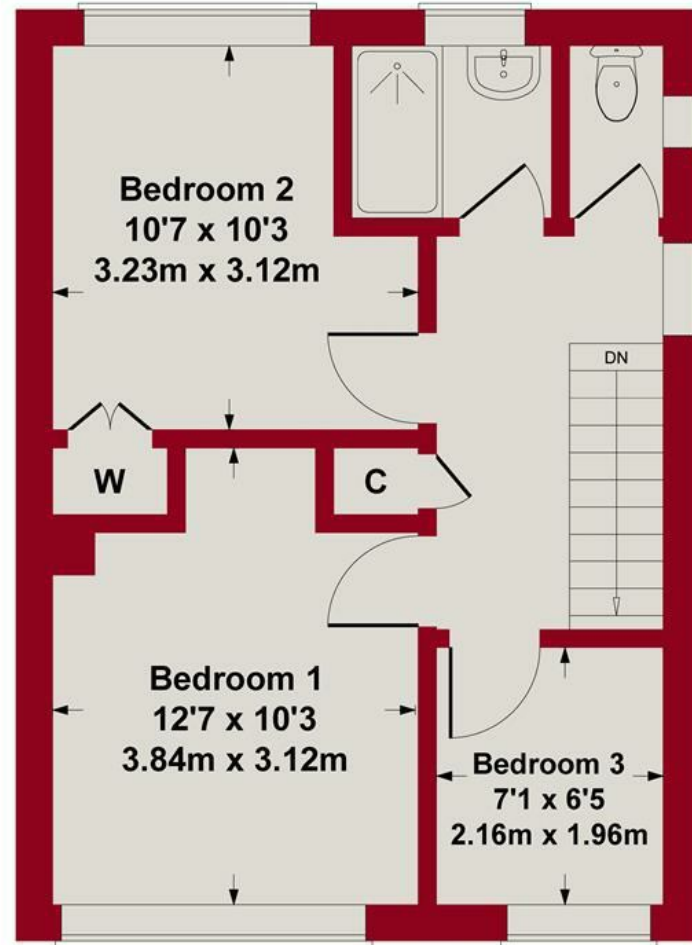




Approximate Gross Internal Area  
817 sq ft - 76 sq m



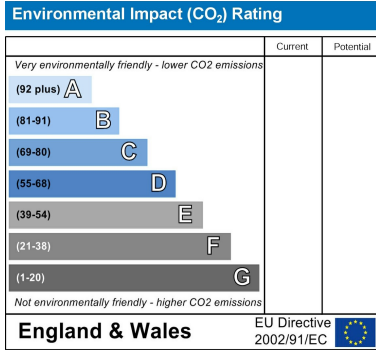
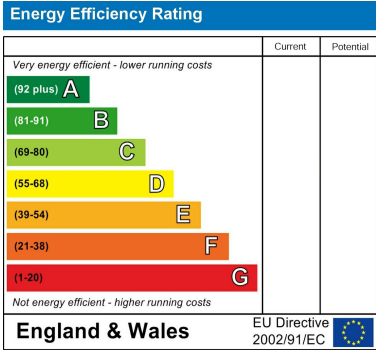
**GROUND FLOOR**



**FIRST FLOOR**

Whilst every attempt has been made to ensure the accuracy of the floor plan contained here, measurements of doors, windows, rooms and any other items are approximate and no responsibility is taken for any error, omission, or mis-statement. This plan is for illustrative purposes only and should be used as such by any prospective purchaser or tenant. The services, systems and appliances shown have not been tested and no guarantee as to their operability or efficiency can be given.

Copyright V360 Ltd 2026 | [www.houseviz.com](http://www.houseviz.com)



*These particulars, whilst believed to be accurate are set out as a general outline only for guidance and do not constitute any part of an offer or contract. Intending purchasers should not rely on them as statements of representation of fact, but must satisfy themselves by inspection or otherwise as to their accuracy. No person in this firm's employment has the authority to make or give any representation or warranty in respect of the property. Any fixtures and fittings not mentioned in these details are excluded from the sale price. No services or appliances which may have been included in these details have been tested by the selling agent and therefore cannot be guaranteed to be in good working order.*

*As part of the service we offer we may recommend ancillary services to you such as mortgage advice, solicitors and surveyors which we believe will help with your property transaction. We wish to make you aware that should you decide to proceed we may receive a referral fee or equivalent. This could be a fee, commission, payment or other reward. We will not refer your details unless you have provided consent for us to do so. You are not under any obligation to provide us with your consent or to use any of these services. You are also free to choose an alternative provider.*

Thinking of selling? For a FREE no obligation quotation call 0115 9336666



Richard Watkinson & Partners is the trading name of Richard Watkinson Ltd.  
Registered in England. Ltd Registration number: 07140024

34 Main Road,  
Radcliffe On Trent NG12 2FH  
Tel: 0115 9336666  
Email: radcliffeontrent@richardwatkinson.co.uk

