

RIVER PARK TOWER





Above it *all.*



CONTENTS

06

Section 1: Introduction
AN ELEVATED LONDON ADDRESS

12

Section 2: Vision & Architecture
ARCHITECTURAL AUTHORITY

22

Section 3: The Residences
SANCTUARY ABOVE THE CITY

44

Section 4: Amenities
EVERYTHING CONSIDERED

54

Section 5: Location
LONDON'S DIPLOMATIC QUARTER

70

Section 6: Specification
DEFINED BY DETAIL

74

Section 7: Team
DEDICATED TO DISTINCTION

80


Section 8
CONTACT DETAILS

SECTION 1
Introduction

An Elevated London Address




In London's district
of diplomacy, the city
reveals itself.





River Park Tower stands at *One Nine Elms* - a collection of private residences that commands the skyline.

With a 24-hour concierge, curated resident amenities and immediate access to London's most connected Zone 1 neighbourhood, this is more than a central address. This is an exclusive way of living, elevated in every sense.



SECTION 2
Vision & Architecture

*Above the City.
Beyond its Pace*



A sculptural form rising 57 storeys. The silhouette holds its ground as London moves around it, *unmistakable*, and entirely its own.

Designed by Kohn Pedersen Fox, River Park Tower is an architectural statement. Its tiered silhouette, glass façade and vertical presence define a distinctive identity, instantly recognisable across the city.

Balancing scale with stillness and architecture with atmosphere, the tower expresses power and calm in equal measure.

“The façades’ *playful*
dynamic of frames and
mullions was designed to
create a sense of *intimacy*
for residents.”


JOHN BUSHELL, DESIGN PRINCIPAL
Kohn Pedersen Fox Associates



Designed to be read from every angle, the architecture *responds dynamically* to its surroundings.

Sketches by:
Kohn Pedersen Fox Associates

As you move around the tower, its form shifts – layered, articulated, ever evolving against the skyline. A defining white frame traces its silhouette, giving clarity and presence at every scale. A building not just seen, but recognised.



Where *structure* meets
stillness, River Park Tower
takes its place on the
London skyline.





SECTION 3
The Residences

Sanctuary *Above the City*

A photograph of a hotel room interior, featuring a bed with white linens, a wooden bedside table with a lamp, and a tray with a cup and saucer.

*A refined retreat where design fades into feeling...
Every detail whispers calm, every space invites
you to slow down.*

River Park Tower offers a rare stillness within London's pace. A place apart from the city's energy, while remaining entirely within it.

The residences are conceived with perspective, one to four bedroom homes shaped by light and proportion, with discreet security and attentive service.

Where *comfort* defines the *design*, and life moves at its own pace.







London framed by floor
to ceiling windows.
A living work of *art*.



MATERIALITY WITH INTENTION

Carrara marble, warm oak veneers and softly brushed metals create a palette that feels calm, refined and quietly enduring. In the kitchen, Italian cabinetry and pale stone surfaces bring a sense of effortless precision, while stainless steel detailing adds subtle clarity. Bathrooms are layered in marble and ceramic, where mirrored cabinetry and carefully crafted fittings reflect light and texture throughout the day. Underfoot, timber floors are gently warmed by underfloor heating, adding comfort and continuity throughout the home. Each material has been chosen with intention, bringing together tactility, balance and an ease of living that feels natural from the moment you arrive.



SHAPED BY LIGHT AND OUTLOOK

Beyond the frame, London extends in every direction. The river, Westminster, the City, The Shard, Battersea Power Station and the green ribbon of Linear Park, each finding its place in the view.

South-facing homes reach beyond Crystal Palace, an ever-changing backdrop to life above the city.




Right:
Southwest-Facing Views



*A front-row seat to
London, every day.*



Light and shadow move *boldly* across the room as the day *unfolds*. Beyond the glass, London shifts from morning brightness to the glow of night. Inside, everything responds at a touch - intuitive, at ease.




ARCHITECTURAL COMPOSITION

Rising with clarity from base to crown, the building's vertical organisation reveals a carefully considered sequence of residences, amenities and shared spaces.

200 metres

South Elevation

Ground Level



56 TH	OBSERVATION DECK
54 TH – 55 TH	PENTHOUSE
51 ST – 53 RD	UPPER LEVEL RESIDENCES
50 TH	SKY TERRACE, RESIDENTS' LOUNGE & RESIDENCES
32 ND – 49 TH	RESIDENCES
31 ST	RESIDENTS' AMENITIES
7 TH – 30 TH	RESIDENCES
1 ST	FITNESS CENTRE
MEZZANINE	BUSINESS LOUNGE
GROUND	ENTRANCE LOBBY
BASEMENT	PARKING & CYCLE STORE



SECTION 4
Amenities


*Everything Considered,
Nothing Overlooked*

Everyday rituals unfold with ease. Mornings begin with *clarity*, evenings drift *unhurriedly*, and staying in feels as compelling as stepping out. A way of living balanced between momentum and pause, *perfectly attuned* to life above the city.

Right:
Entrance Lobby

Life moves differently here. A concierge anticipates the rhythm of the day while spaces for focus, connection and retreat flow throughout the tower. Screening rooms, a serenity space, a dedicated fitness suite and a rooftop terrace open life out.





Opposite:
Serenity Suite

Above Left:
Fitness Centre


Above Right:
Level 50 Lounge

From focus to *retreat*, shaped for ease and *balance*.



The sky terrace and residents' lounge look out across the expansive skyline. Here, indoor and outdoor spaces meet above the city, creating a setting for quiet moments or shared celebration.

Above:
Sky Terrace on the 50th floor

An aerial photograph of a city skyline at sunset. The sky is a gradient of soft colors from light blue to warm orange. The city buildings are silhouetted against the bright horizon, with some lights beginning to glow. The River Park Tower is visible on the right side of the skyline. A quote is overlaid in the upper right quadrant.

Glasses are raised, milestones
are marked, unfolding against
a backdrop where the skyline
becomes part of the *experience*.

SECTION 5
Location

London's *Diplomatic Quarter*






Along the River Thames, where the *city meets the water*, River Park Tower rises as part of One Nine Elms, marking the arrival of London's newest riverside neighbourhood.

Above:
New Covent Garden Market
Opposite:
U.S. Embassy London

One of the capital's most strategically significant riverside districts. International institutions, global hospitality and landmark retail define the address.





On the South of the river, two *sculptural* towers define the address: River Park Tower and the neighbouring Park Hyatt London River Thames. Private residences sit alongside the five-star hospitality of Park Hyatt, forming a *landmark* setting where residential living and world-class service meet.



A DESTINATION REALISED

One Nine Elms stands as the culmination of a decade of transformation. An architectural statement at the centre of London's diplomatic quarter, where green spaces and riverside walks make the neighbourhood as welcoming for dogs as it is for their owners.

Opposite:
One Nine Elms Public Realm
Above:
One Nine Elms Porte Cochere



Left:
Park Hyatt

THE NINE ELMS NEIGHBOURHOOD

Nine Elms surrounds River Park Tower with a rare alignment of diplomacy, culture, design and global business. The U.S. Embassy, Apple's London headquarters, contemporary galleries and the restored Battersea Power Station define a cosmopolitan riverside district with global reach. Shaped over the past decade by leading architects and designers, Nine Elms now stands among London's most considered and design-led neighbourhoods.



LIFE ON YOUR DOORSTEP

Here, riverside cafés, curated retail, public art, green corridors and cultural institutions create a vibrant backdrop to everyday life.

Linear Park, the landscaped spine that runs through Nine Elms and beside River Park Tower, brings greenery and openness to the neighbourhood, creating a balance between the district's momentum and its moments of calm along the water's edge.

Everything you need is within easy walking distance of River Park Tower.

WALKING FROM RIVER PARK TOWER

CONNECTIONS & TRAVEL

Vauxhall St George Wharf Pier	3 Minutes
Vauxhall Station	5 Minutes
Nine Elms Station	6 Minutes

DAILY CONVENIENCES

Waitrose	7 Minutes
Third Space Battersea	17 Minutes

CULTURE & LEISURE

U.S. Embassy	5 Minutes
The Oval	12 Minutes
Tate Britain	16 Minutes
Battersea Power Station	20 Minutes
Battersea Park	25 Minutes

RIVER THAMES

RIVER PARK TOWER

PARK HYATT

LINEAR PARK

U.S. EMBASSY

NINE ELMS LANE

VIADUCT GARDENS

WANDSWORTH ROAD

THE BEST OF LONDON WITHIN IMMEDIATE REACH

Moments to the north lie Westminster, Parliament and the cultural institutions of the South Bank. To the west, Chelsea, Sloane Square, Belgravia and Mayfair offer world-class retail, dining and design. To the east, the city's commercial heart and key financial, legal and innovation districts sit within effortless reach.



Opposite:
Big Ben

Below Left:
Royal Albert Hall

Below Right:
Harrods

Bottom Right:
Buckingham Palace

5 minute walk to Vauxhall Station

5 minute walk to the U.S. Embassy

11 minutes to Mayfair by London Underground

12 minutes to Sloane Square by London Underground

25 minutes to The City by London Underground

27 minutes to Royal Opera House and V&A Museum by London Underground



Source: tfl.gov.uk and google.com/maps.
Travel times may vary by person and at different times of the day.



DRIVING FROM SW8

Battersea Power Station	3 Minutes
Sloane Square	12 Minutes
London Heliport	12 Minutes
Harrods	16 Minutes
Mayfair	20 Minutes
Hyde Park	20 Minutes
London City Airport	50 Minutes
London Heathrow	54 Minutes

UNDERGROUND FROM VAUXHALL STATION

Victoria	5 Minutes
Green Park	6 Minutes
Oxford Circus	8 Minutes
Bond Street	11 Minutes
Sloane Square	12 Minutes
Bank	23 Minutes
Liverpool Street	23 Minutes
Canary Wharf	30 Minutes
Gatwick Airport	39 Minutes
London City Airport	50 Minutes

Source: tfl.gov.uk and google.com/maps.
Travel times may vary by person and at different times of the day.

**AT THE CENTRE OF
ACADEMIC EXCELLENCE**

London is home to some of the most respected universities and higher-education institutions in the world, and River Park Tower sits within immediate reach of them.

From renowned centres of research and innovation to globally recognised arts, business and engineering schools, the city offers an exceptional breadth of academic opportunity.

Below Left:
London School of Economics

Below Right:
King's College London

Right:
University College London



 **UNIVERSITIES**

King's College London	18 minutes drive
London School of Economics	20 minutes drive
Imperial College London	24 minutes drive
Royal College of Art	26 minutes drive
University College London	30 minutes drive
Central Saint Martins	35 minutes drive

Source: tfl.gov.uk and google.com/maps.
Travel times may vary by person and at different times of the day.

SECTION 6
Specification

Defined
by Detail

Every element of River Park Tower is defined by quiet precision. Materials, fittings and systems are chosen for their performance and longevity, shaping homes where every detail is designed to endure.



RESIDENCE SPECIFICATION

KITCHEN

- Bespoke Italian fully-fitted kitchens including wall and base cabinets
- White Arabesque Silestone man-made stone worktops
- Brushed stainless steel splashback
- Bespoke brass trims and handles
- Under-cabinet lighting
- Pop-up countertop socket where applicable
- Fully integrated appliances including:
 - Miele oven
 - Miele microwave
 - Miele induction hob
 - Siemens fridge/freezer
 - Siemens dishwasher
 - CDA extractor hood
 - CDA wine cooler (2-bed, 3-bed & 4-bed only)

UTILITY CUPBOARD

- Siemens washer/dryer
- Mechanical ventilation with heat recovery (MVHR) serves the whole apartment
- Instantaneous heat interface unit (HIU) providing domestic hot water and heating
- Underfloor heating manifold
- Cold Interface Unit providing space cooling alongside Fan Coil Units
- Heating energy meter, cooling energy meter and cold water meter

BUILDING SPECIFICATION

FAÇADE SYSTEM

- Triple-glazed, low-iron, high-performance windows with anthracite grey PPC framing
- Full-height sliding door in living room, featuring laminated glass and anodised champagne bronze Juliet balcony
- External PPC Mega Decoration fin installed with German Jura Limestone showcasing natural fossil texture

ELECTRICAL SYSTEMS & TECHNOLOGY

- Mobile signal boosting throughout
- Landlord WiFi coverage throughout

BATHROOM & EN-SUITE

- Carrara marble to wet-area walls
- Lea Ceramiche ceramic floor tiles
- Marble-topped vanity unit
- Bespoke wall-mounted mirror cabinet with anti-fog mirror and integrated lighting
- Heated towel rail
- Duravit wall-mounted toilet with Valsir concealed cistern
- Duravit undermounted basin
- Hansgrohe basin tap
- Hansgrohe ceiling-mounted shower head and wall-mounted shower head
- Bette built-in bathtub
- Electric underfloor heating with individual control

WARDROBES

- Bespoke oak veneer wardrobes with brass handles and integrated lighting

JOINERY & FLOORING

- Engineered timber flooring in living and dining areas
- Carpet in bedrooms
- Glutz ironmongery

SECURITY & PEACE OF MIND

- 24-hour concierge
- Sprinkler protection throughout the building
- Fire alarms and smoke/heat detectors
- Secure solid wood external doors with multi-point locking
- IP video-audio intercom system
- Premier Guarantee (valid until December 2034) + Developer Warranty (covers the first two years of the policy)
- 12-month warranty on fixtures & fittings
- CCTV cameras provided throughout the building and external areas

HEATING, COOLING & HOT WATER (WITHIN APARTMENT)

- Zoned underfloor heating throughout
- Comfort cooling to all habitable rooms
- Individual temperature zoning for lounge, kitchen and bedrooms

ELECTRICAL & HOME TECHNOLOGY

- Lutron LED lighting control system
- Home office wiring capability
- Bronze satin sockets and switches
- Satellite TV points
- Mobile signal boosting
- Energy Display System (EDS) compliant to Code of Sustainable Home
- Fibre To The Premises (FTTP) internet providers are BT Open Reach and Hyperoptic
- Video-Audio Intercom System

WINTER GARDEN

- Fully enclosed winter garden with glazed sliding or swing door. Designed as an additional flexible living space

FIRE SAFETY

- Sprinkler protection throughout apartment
- Fire alarms, smoke/heat detectors protection throughout apartment

AMENITIES

- Resident-only amenities include:
 - Lounge & meeting rooms (ground floor mezzanine)
 - Residents' gym (level 1)
 - Screening Room 1 & 2 (level 31)
 - Conference Room (level 31)
 - Residents' Lounge & Sky Terrace (level 50)
 - Secure underground parking on a limited basis & cycle storage

LANDSCAPING

- Access to Linear Park, offering a green route from Vauxhall Bridge to Battersea Power Station, with play areas, seating and planted trees

SECTION 7
Team

*Dedicated to
Distinction*



Every element of River Park Tower reflects collaboration with leading architects, *designers* and *visionaries*. Each partner brings a distinct expertise, united by a shared pursuit of craft and quality.

ARCHITECTURE BY KPF

Kohn Pedersen Fox (KPF) is the internationally renowned architectural practice behind River Park Tower. Known for landmark towers including One Vanderbilt in New York and the Shanghai World Financial Center, KPF brings sculptural clarity and vertical presence to London's skyline.



CONSTRUCTION BY MULTIPLEX

Multiplex is the international construction firm behind River Park Tower. Responsible for landmark projects including The Shard in London and One World Trade Center in New York, the firm has realised the tower with technical precision.




INTERIOR ARCHITECTURE BY HBA

Hirsch Bedner Associates (HBA) is the internationally renowned hospitality design studio behind the interiors of River Park Tower, with landmark projects including Atlantis The Royal in Dubai and The St. Regis Hong Kong. Their work brings the language of world-class hospitality to private living, shaping residences defined by timeless design and refined detail.

LANDSCAPE ARCHITECTURE BY LDA DESIGN

LDA Design is the landscape architecture practice shaping the public realm surrounding River Park Tower. Their work completes the architecture with greenery and walkable spaces, creating a neighbourhood where city living feels open and balanced.



LANDSCAPE ARCHITECTURE BY GILLESPIES

Gillespies is the landscape and urban design practice behind Nine Elms Park, the linear green spine running through the district. Their work connects gardens, walkways and open spaces, bringing a continuous landscape to this evolving stretch of the South Bank.



River Park Tower. A place
where everyday life feels
effortless, and the *exceptional*
feels entirely at home.

Architecture brings clarity. Light reshapes
the skyline. Calm replaces pace.

Independent and refined, River Park Tower
stands apart - connected to the city,
yet quietly above it all.

CONTACT DETAILS

River Park Tower, 1 Nine Elms Lane,
London SW8 5HD, United Kingdom

riverparktower.com



Disclaimer: All areas, measurements and distances are approximate and provided for guidance only. All text, images, plans and specifications are indicative only and may not be comprehensive. Photography and computer-generated images are for illustrative purposes only and may not reflect actual views. As with any London development there may be ongoing planning matters and consents that could result in these views changing over time. Prospective purchasers should consult their solicitor regarding neighbouring schemes and planning matters. Purchasers must satisfy themselves by inspection or otherwise.

These particulars are provided for general guidance only to prospective purchasers. They do not constitute, nor form part of, any offer, contract, warranty or representation. Any information contained herein (whether in text, plans, photographs or computer-generated images) is given in good faith and should not be relied upon as being a statement or representation of fact. Any areas, measurements or distances referred to herein are approximate only. Furnishings, finishes and fittings shown are illustrative only and are not included unless specifically stated. Descriptions of a property are inevitably subjective, and the descriptions contained herein are used in good faith as an opinion and not by way of statement of fact. River Park Tower is a marketing name and will not necessarily form part of the approved postal address. R&F One Nine Elms (UK) Limited is solely responsible for the marketing and sale of the residences. It reserves the right to modify, update, alter, delete or change any designs, and change specifications, without notice and liability. All specifications, dimensions, measurements and other information are approximate, and do not form part of any contract. All prices for the residences and the prices for any incentives (if any and only where applicable on a sale of an apartment) are subject to change at any time and without notice.

May 2026.

Designed & produced by DD LONDON.
ddlondon.com

