



Randolph Gardens | London | NW6

£2,050 Per month (Plus Fees)



ADN
RESIDENTIAL

A beautifully presented one-bedroom apartment situated on the sought-after Randolph Gardens in the heart of Maida Vale, offering spacious accommodation, contemporary interiors, and the rare benefit of private outdoor space and secure parking.

This stylish apartment features wooden flooring throughout, a generously sized double bedroom with French doors opening directly onto a private patio garden, creating a bright and tranquil retreat. The spacious living room also benefits from French doors leading onto the patio, seamlessly blending indoor and outdoor living, ideal for entertaining or relaxing.

The property further comprises a separate fully fitted kitchen, a modern en-suite shower room, and an additional guest WC for added convenience.

Additional benefits include off-street parking for one vehicle securely positioned behind electronic gates.


Ideally located in the heart of Maida Vale, close to excellent transport links, charming cafés, boutique shops, and beautiful green open spaces, this exceptional apartment is perfectly suited to professionals, couples, or investors seeking stylish London living.

-
- Private Patio
 - One Bedroom
 - Kitchen
 - Guest W/C
 - Off Street Parking
 - Reception Room
 - Shower Room
 - Good Storage

Deposit: £2,365
£2,050 Per month (Plus Fees)
Unfurnished
Council Tax Band: E
EPC: E

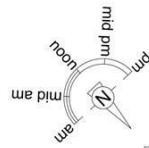




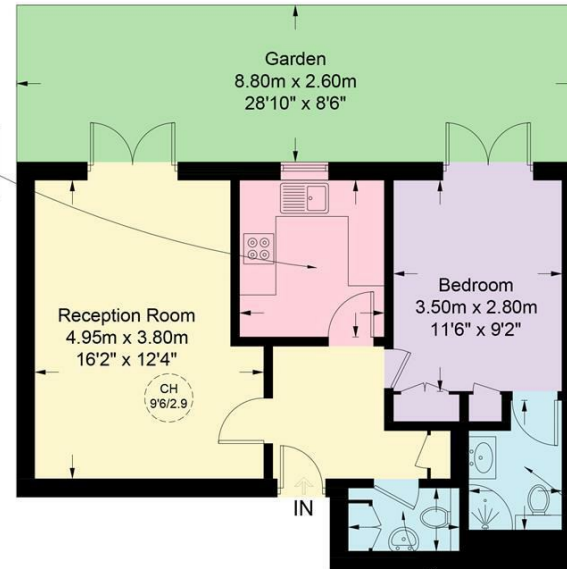


Randolph Gardens, NW6

Approximate Gross Internal Area = 518 sq ft / 48.1 sq m



Kitchen
2.60m x 2.40m
8'5" x 7'11"



Reception Room
4.95m x 3.80m
16'2" x 12'4"

Bedroom
3.50m x 2.80m
11'6" x 9'2"

Parking
Space
4.80m x 2.50m
15'9" x 8'2"

(Not Shown In Actual
Location / Orientation)

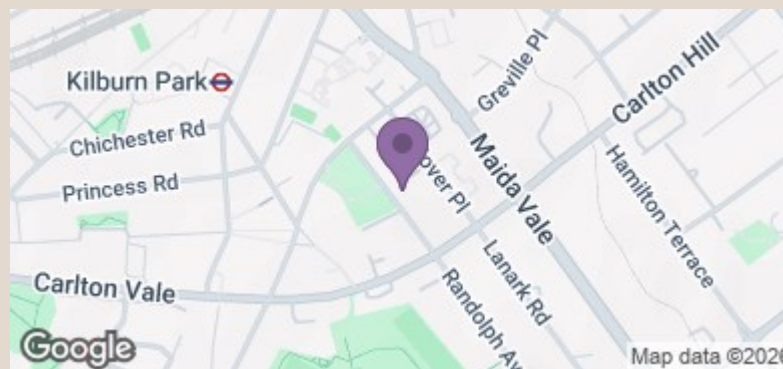
Ground Floor

1.81m x 1.03m
5'11" x 3'5"

2.16m x 1.55m
7'1" x 5'1"



This plan is for layout guidance only and is not drawn to scale unless stated. All dimensions, including windows, doors, and the Total Gross Internal Area (GIA), are approximate. For precise measurements, please consult a qualified architect or surveyor before making any decisions based on this plan.



Energy Efficiency Rating		Current	Potential
Very energy efficient - lower running costs			
(92 plus)	A		
(81-91)	B		
(69-80)	C		73
(55-68)	D		
(39-54)	E	46	
(21-38)	F		
(1-20)	G		
Not energy efficient - higher running costs			
England & Wales		EU Directive 2002/91/EC	

info@adnresidential.co.uk | 020 7407 5155