

BETTLES, MILES & HOLLAND

Estate Agents - Valuers

Registered Office: 15 SEAVIEW STREET, CLEETHORPES, NORTH EAST LINCOLNSHIRE, DN35 8EU

Telephone: (01472) 691455 / 698698

Email: info@bmhestateagents.co.uk

To view our Properties on the Internet:

www.bmhestateagents.com

www.rightmove.co.uk

www.onthemarket.com

www.zoopla.co.uk

PROPERTY FOR SALE

42 ITTERBY CRESCENT, CLEETHORPES

PURCHASE PRICE £209,950 - NO CHAIN



VIEWING

By appointment with this office

COUNCIL TAX BAND

C

PURCHASE PRICE

£209,950

TENURE

We understand the property to be Freehold and this is to be confirmed by the solicitors



Find us on Facebook
BMH Estate Agents & Property Management Limited
Registered in England No. 4782567



42 ITTERBY CRESCENT, CLEETHORPES

Nestled in the desirable Itterby Crescent of Cleethorpes, this charming detached bungalow presents an excellent opportunity for those seeking a comfortable and convenient home. Offered for sale with no chain, this property is ideally situated close to local amenities and schools, making it perfect for families or those looking to downsize.

Upon entering, you are welcomed into the entrance hall that leads to a convenient WC. The generous lounge/diner provides a lovely space for relaxation and entertaining, while the kitchen/breakfast room offers practicality for everyday living. An inner hall connects to three well-proportioned bedrooms, ensuring ample space for family or guests. The bungalow also features a wet room, adding to its functionality.

This property boasts double glazing and gas central heating, ensuring warmth and comfort throughout the year. Outside, you will find a detached garage and parking for two to three cars, a rare find in this area. The well-maintained rear garden offers a tranquil retreat, perfect for enjoying sunny afternoons, while the low-maintenance front garden and drive enhance the property's appeal.

Although the bungalow is in need of some updating, it presents a wonderful canvas for personalisation, allowing you to create your dream home. With its prime location and spacious layout, this bungalow is a must-see for anyone looking to invest in a property with great potential in Cleethorpes.

ENTRANCE HALL

Through a u.PVC double glazed door with side panel into the hall with a central heating radiator and a light to the ceiling.

WC

4'6 x 4'3 max (1.37m x 1.30m max)

LOUNGE/DINER

20'3 x 14'6 (6.17m x 4.42m)

With two u.PVC double glazed windows, two central heating radiators, a gas fire sat on a marble effect hearth and a wall light. Two lights and coving to the ceiling.



42 ITTERBY CRESCENT, CLEETHORPES

LOUNGE/DINER



KITCHEN

12'5 x 8'5 (3.78m x 2.57m)

With a range of light oak wall and base units, contrasting work surfaces, a cream sink unit with a chrome mixer tap. A housed gas double oven, a gas hob with a housed extractor fan above and an integral dishwasher. A u.PVC double glazed window and door, part tiled walls, a central heating radiator, two lights and coving to the ceiling.



KITCHEN

INNER HALL

5'10 x 5'0 (1.78m x 1.52m)

The inner hall with doors to bedrooms, wet room and lounge, a light and loft access to the ceiling. The central heating boiler is located in the loft.

42 ITTERBY CRESCENT, CLEETHORPES

WET ROOM

6'9 x 4'11 (2.06m x 1.50m)

The wet room with an Aqualisa shower, a wall mounted cabinetised sink with a chrome mixer tap and a toilet. A u.PVC double glazed window, PVC boarding to the walls, a chrome ladder style radiator and spotlights to the ceiling.



BEDROOM 1

10'1 to wardrobes x 10'1 (3.07m to wardrobes x 3.07m)

This double bedroom with a u.PVC double glazed window, a range of fitted wardrobes, overhead cabinets, bedside tables and a dressing table. A central heating radiator, a light and coving to the ceiling.



42 ITTERBY CRESCENT, CLEETHORPES

BEDROOM 1



BEDROOM 2

10'6 x 9'0 (3.20m x 2.74m)

Another double bedroom with a u.PVC double glazed tilt and slide patio door, a central heating radiator, a light and coving to the ceiling.



42 ITTERBY CRESCENT, CLEETHORPES

BEDROOM 2



BEDROOM 3

9'6 x 4'8 to wardrobes (2.90m x 1.42m to wardrobes)

With a u.PVC double glazed window, a range of built in wardrobes with sliding doors, a central heating radiator and a light to the ceiling.



42 ITTERBY CRESCENT, CLEETHORPES

GARAGE

23'4 x 8'10 (7.11m x 2.69m)

A concrete sectional detached garage with an electric roller door, a side window, light and power within.



OUTSIDE

The front garden is open and is laid to block-paving with two square borders with established plants and shrubs. A resin and concrete drive leading to the garage and rear garden.

The rear garden has a fenced boundary and is laid to lawn with a concrete patio area and there is an outside tap.

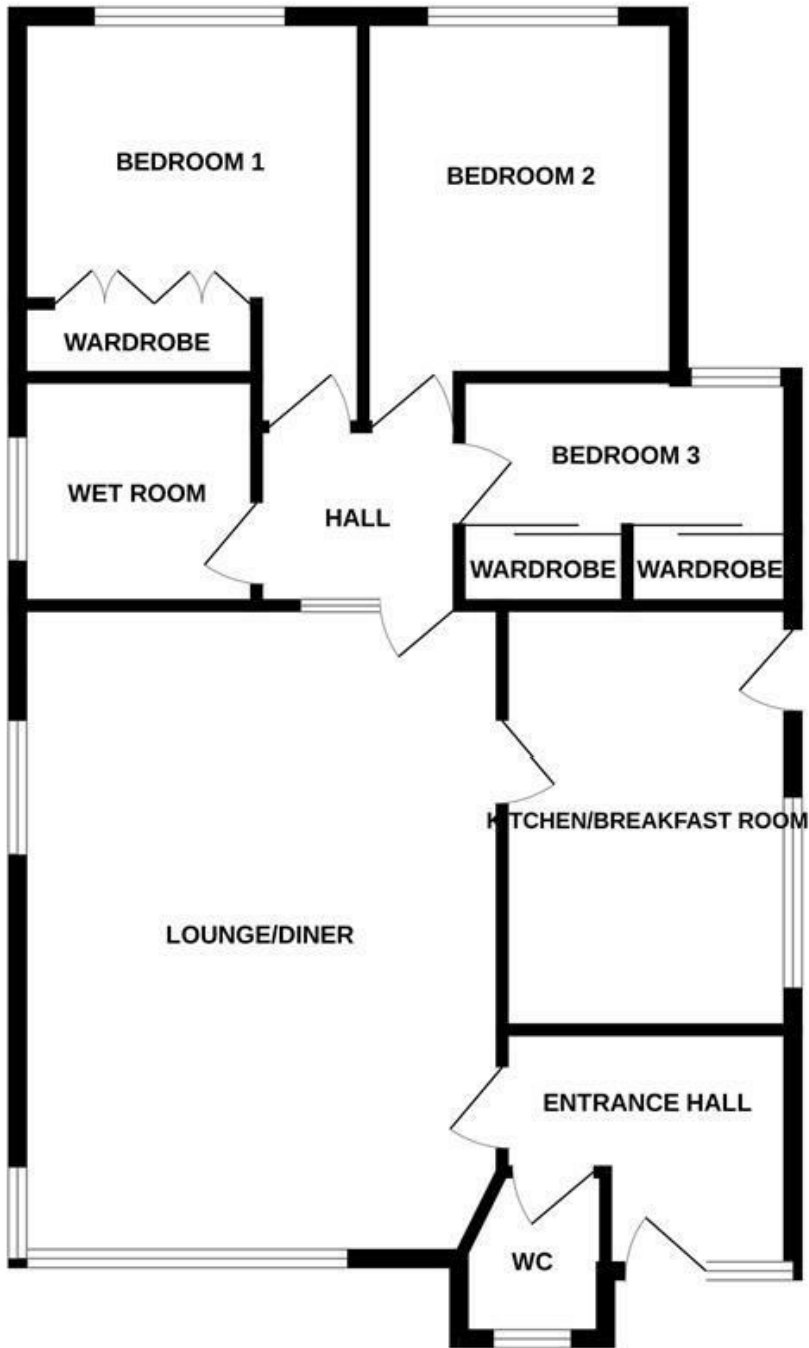


42 ITTERBY CRESCENT, CLEETHORPES

OUTSIDE

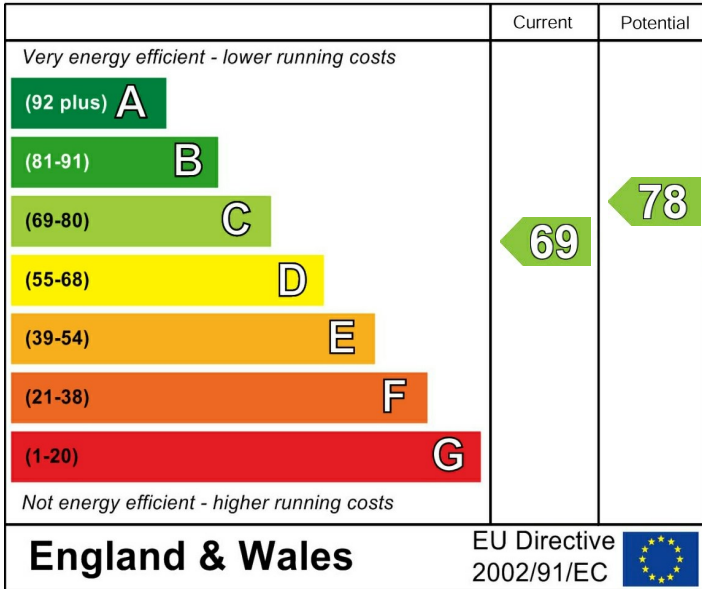


GROUND FLOOR

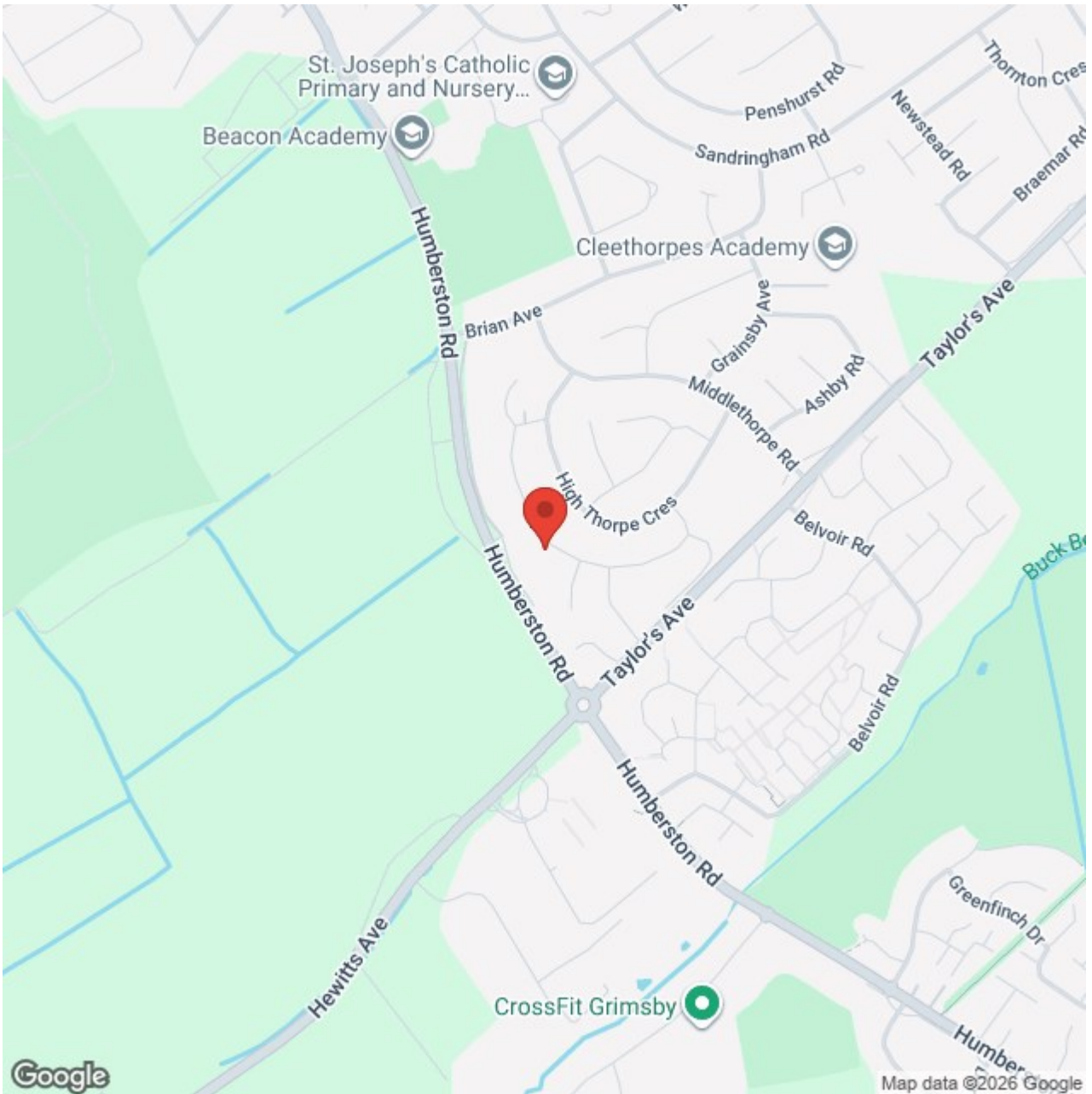
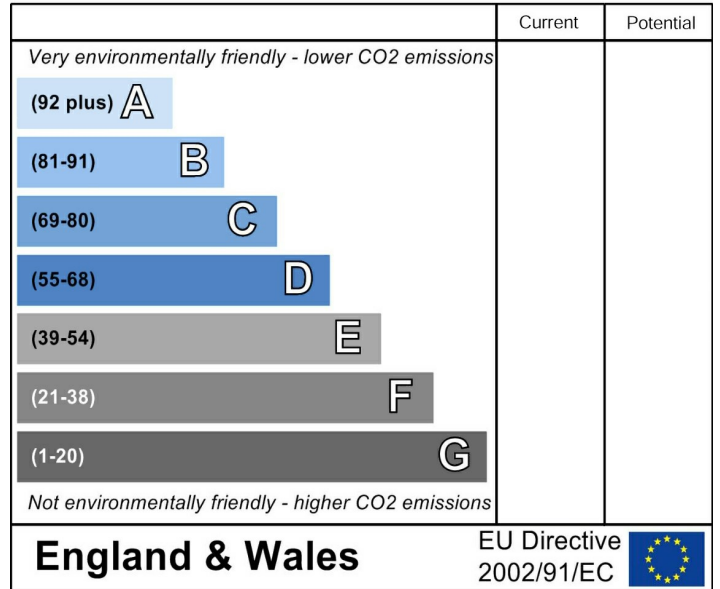


Whilst every attempt has been made to ensure the accuracy of the floorplan contained here, measurements of doors, windows, rooms and any other items are approximate and no responsibility is taken for any error, omission or mis-statement. This plan is for illustrative purposes only and should be used as such by any prospective purchaser. The services, systems and appliances shown have not been tested and no guarantee as to their operability or efficiency can be given.
Made with Metropix ©2026

Energy Efficiency Rating



Environmental Impact (CO₂) Rating



ADDITIONAL NOTES

FREE VALUATIONS:

We offer a free valuation with no obligation, just call the office on 01472 698698 and ask for your free valuation, we are flexible with our times.

B.M.H. PROPERTY MANAGEMENT.

We offer a letting/management service:-

Four weekly payments / Regular inspections / credit checks / Our monthly fee is 12% **Inclusive of VAT** (i.e. 10% + V.A.T.) Call us if you are interested.

MORTGAGE ADVICE

WE CAN OFFER INDEPENDENT MORTGAGE ADVICE

Our local broker James Welham can help you find the best mortgage to suit you providing personal face to face expert advice either at our office or in the comfort of your own home.

Contact our office for further details on 01472 698698 or speak to James Welham directly on 07710 548 379 or james@jdwassociates.co.uk.

Bettles, Miles and Holland Estate Agents is an introducer to JDW Associates, which is an appointed representative of Lakeside Wealth Management Limited, which is authorised and regulated by the Financial Conduct Authority 458204.

YOUR HOME MAY BE REPOSSESSED IF YOU DO NOT KEEP UP REPAYMENTS ON YOUR MORTGAGE.

They normally charge a fee of £495 payable on production of offer.

(BMH may recommend the services of James Welham JDW Associates but it is entirely sellers/potential buyers own decision to use the services and they are under no obligation to do so. BMH receive a referral fee/benefits worth £75 per mortgage completion. This has NO effect on the price sellers/potential buyers pay for the Mortgage Advice. It is purely an agreement between BMH and James Welham.)

STATUTORY NOTICE: YOUR HOME IS AT RISK IF YOU DO NOT KEEP UP REPAYMENTS ON A MORTGAGE OR OTHER LOAN SECURED ON IT.

*** ALL MEASUREMENTS STATED ARE APPROXIMATE.**

Please note that none of the apparatus, equipment, whether gas or electrical have been tested and that we cannot verify that they are in full working order. We have done our utmost to provide fair, decent and honest information, we will not accept liability for any errors regarding measurements, council tax band, tenure etc, as they are for your general use only and not to be relied upon. We advise that you make your own enquiries. Should a purchaser require inspections or quotes for works on a property due to survey results, although we are only too pleased to recommend firms, we will not be held responsible for any works carried out before or after completion, or works not detected by the firms in question, they are only recommendations and have no connection with Bettles, Miles & Holland