


Because life is

PettyTM
Real

2 Holme Crescent
Trawden
BB8 8RE



For Sale

Price £200,000

- Three-bedroom semi-detached home
- Popular Trawden location
- Lounge to the front
- Fitted kitchen
- Ground floor store room

- Three-piece bathroom
- Driveway for more than two cars
- Garage/store
- Front and rear gardens
- Potential to extend (STPP)



Situated in the desirable village of Trawden, this three-bedroom semi-detached property offers an excellent opportunity for buyers seeking a well-located home with scope for future enhancement. Positioned on Holme Crescent, the property enjoys a pleasant residential setting within easy reach of local amenities, countryside walks, and transport links.

Upon entering the home, you are welcomed into a comfortable lounge, providing a cosy and versatile living space. Beyond this, the fitted kitchen offers a practical layout with ample storage and work surfaces, making it ideal for everyday family cooking. A useful store room on the ground floor further enhances the practicality of the accommodation.

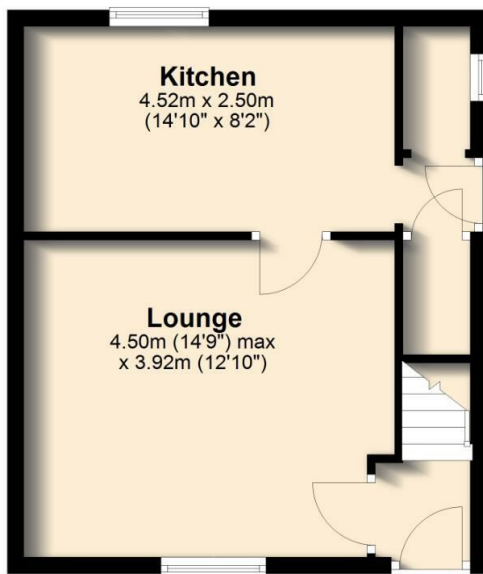
To the first floor, the property presents three well-proportioned bedrooms, offering flexibility for families, guests, or home-working requirements. The accommodation is completed by a three-piece bathroom comprising a bath with shower over, WC, and wash basin.

Externally, the property stands on a generous plot, with gardens to both the front and rear providing outdoor space for relaxation, entertaining, or landscaping improvement. A significant highlight is the spacious driveway, offering parking for more than two vehicles, along with a garage/store for additional storage.

With its generous layout, outdoor space, and excellent potential to extend, this property represents an attractive purchase for those seeking a home with room to grow.

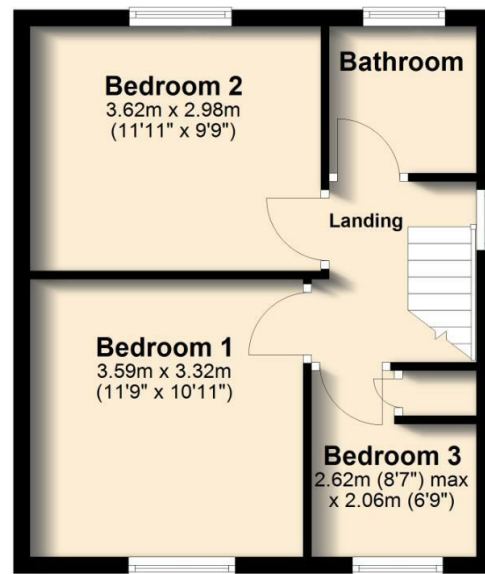
Ground Floor

Approx. 35.4 sq. metres (380.7 sq. feet)



First Floor

Approx. 36.4 sq. metres (391.5 sq. feet)



Total area: approx. 71.7 sq. metres (772.1 sq. feet)

All floorplans provided are for guidance only. Please check all dimensions before making any decisions reliant upon them.

Plan produced using PlanUp.



These particulars, whilst believed to be accurate are set out as a general outline only for guidance and do not constitute any part of an offer or contract. Intending purchasers should not rely on them as statements of representation of fact, but must satisfy themselves by inspection or otherwise as to their accuracy. No person in this firm's employment has the authority to make or give any representation or warranty in respect of the property.

11 Albert Road, Colne, Lancashire, BB8 0RY
T. 01282 868686
Colne.sales@pettyreal.co.uk

www.pettyreal.co.uk