



**12 PARBURY RISE
CHESSINGTON
KT9 2ES
OFFERS IN EXCESS OF
£450,000**

EXTENDED LINK TERRACE HOUSE

THREE BEDROOMS

20'9 X 11'4 L-SHAPED LIVING ROOM

8'6 X 6'11 KITCHEN

14' X 9'3 CONSERVATORY

DOUBLE GLAZED WINDOWS

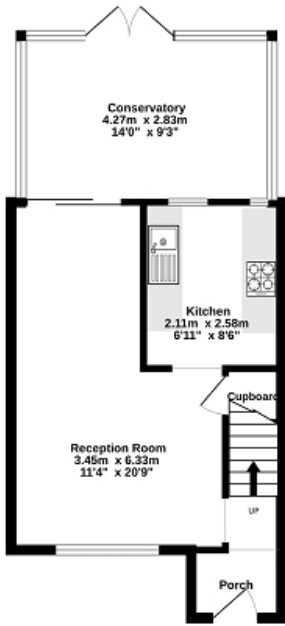
GAS CENTRAL HEATING

65' REAR GARDEN

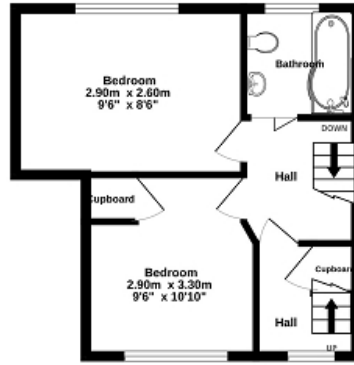
OFF STREET PARKING

AN IDEAL FAMILY HOME OR FIRST TIME BUY

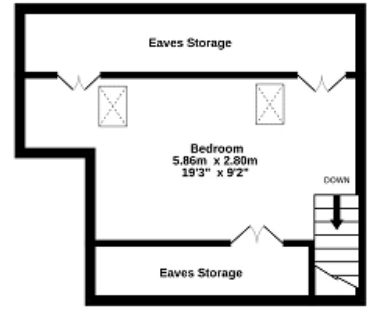
Ground floor
41.0 sq.m. (441 sq.ft.) approx.



1st floor
30.5 sq.m. (329 sq.ft.) approx.



3rd floor
25.7 sq.m. (277 sq.ft.) approx.



TOTAL FLOOR AREA: 97.3 sq.m. (1047 sq.ft.) approx.

Whilst every attempt has been made to ensure the accuracy of the floorplan contained here, measurements of doors, windows, rooms and any other items are approximate and no responsibility is taken for any error, omission or mis-statement. This plan is for illustrative purposes only and should be used as such by any prospective purchaser. The services, systems and appliances shown have not been tested and no guarantee as to their operability or efficiency can be given.
Made with Metropix ©2026

