

# bear

*Estate Agents*



**Valkyrie Road**

**Westcliff-On-Sea**

**£260,000**



# Valkyrie Road



## Description

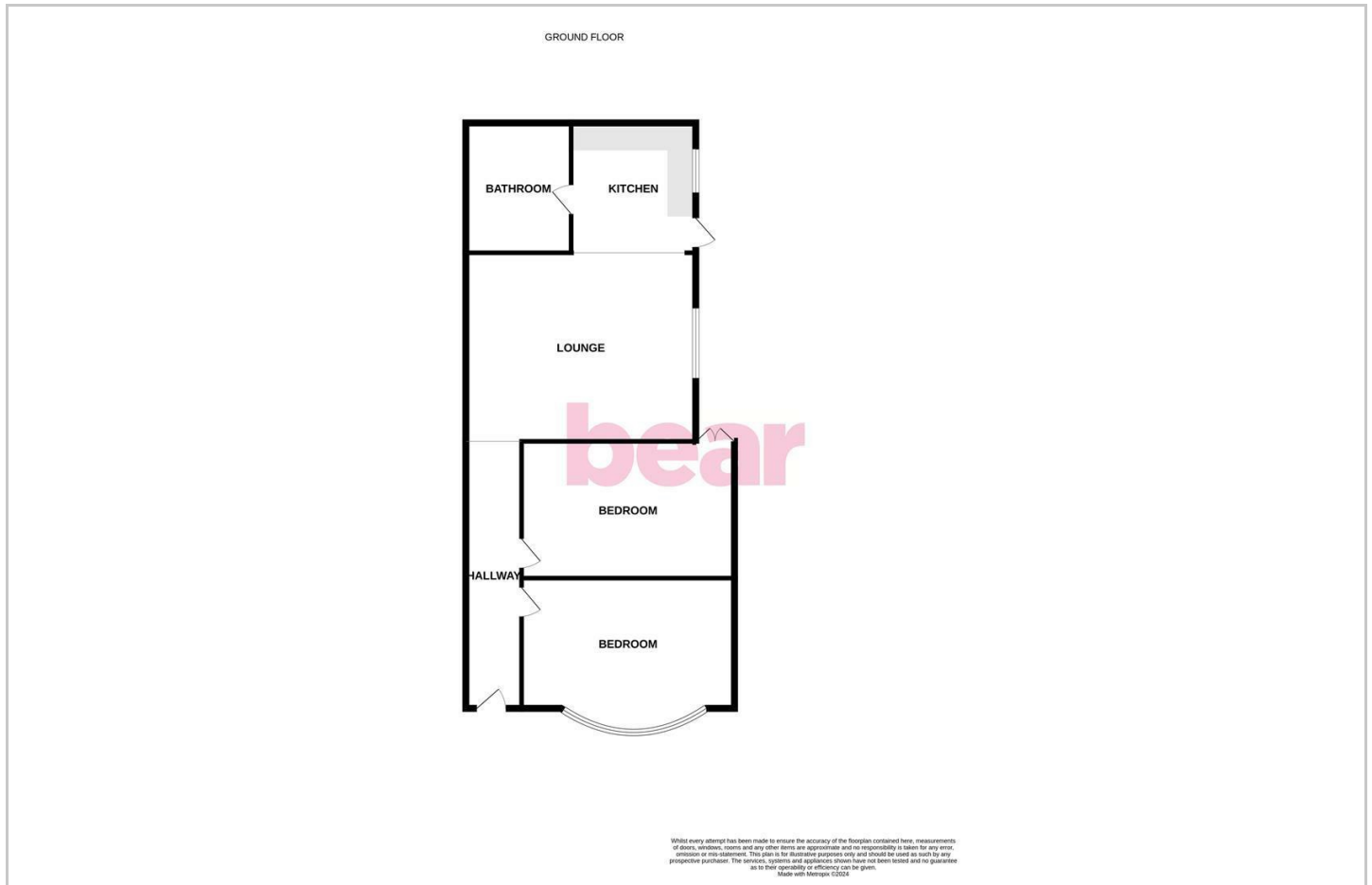
\* ESPECIALLY SPACIOUS LAYOUT \* WEST FACING GARDEN \* SHORT WALK TO WESTCLIFF STATION \*  
This spacious ground-floor two double bedroom flat has been fully renovated, featuring new windows, redecoration, and a modern bathroom. The property includes a private garden accessible through patio doors from one of the large double bedrooms, larger than average rooms and potential for off-street parking. The garden is peaceful and easy to maintain, perfect for relaxing in the summer. Ideally located, the property offers direct access to Southend with a nearby bus route and is just a short walk to Westcliff train station.

- Huge amount of internal space
- Ground floor flat
- Bay-fronted character
- No onward chain
- Large open-plan kitchen/reception room
- Walk to Westcliff Station
- Private Garden
- Large period building
- Amenities and bus links around the corner
- High Rental yield

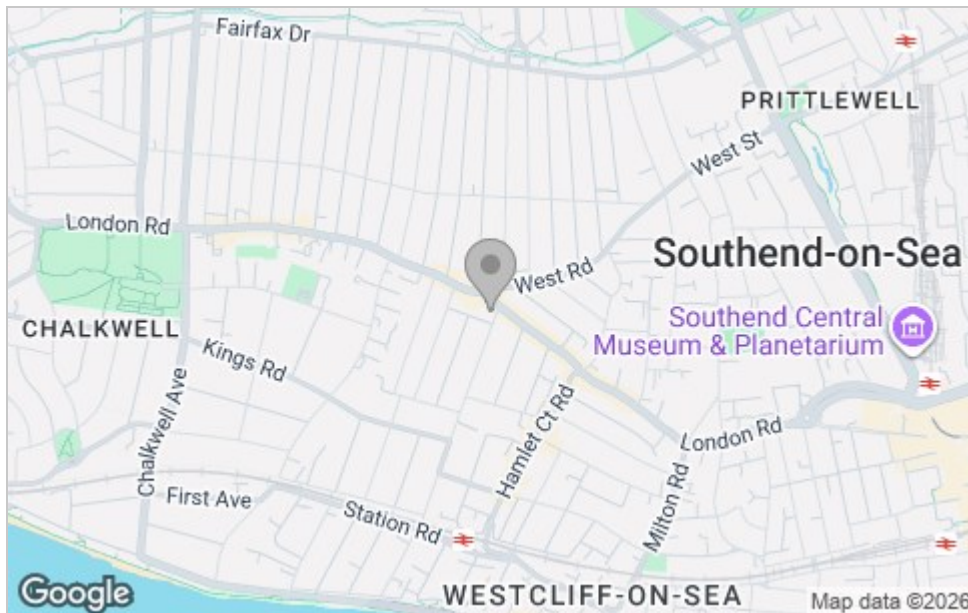




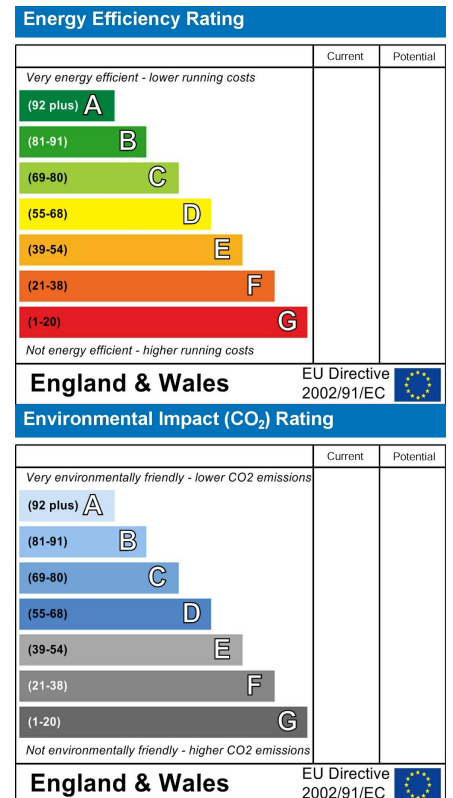
# Floor Plan



# Area Map



# Energy Efficiency Graph



# Viewing

Please contact our Leigh-on-Sea Office on 01702 887 496 if you wish to arrange a viewing appointment for this property or require further information.

These particulars, whilst believed to be accurate are set out as a general outline only for guidance and do not constitute any part of an offer or contract. Intending purchasers should not rely on them as statements of representation of fact, but must satisfy themselves by inspection or otherwise as to their accuracy. No person in this firm's employment has the authority to make or give any representation or warranty in respect of the property.

1336 London Road, Leigh-on-Sea, Essex, SS9 2UH

Office: 01702 887 496 [los@bearestateagents.co.uk](mailto:los@bearestateagents.co.uk) <http://www.bearestateagents.co.uk/>