




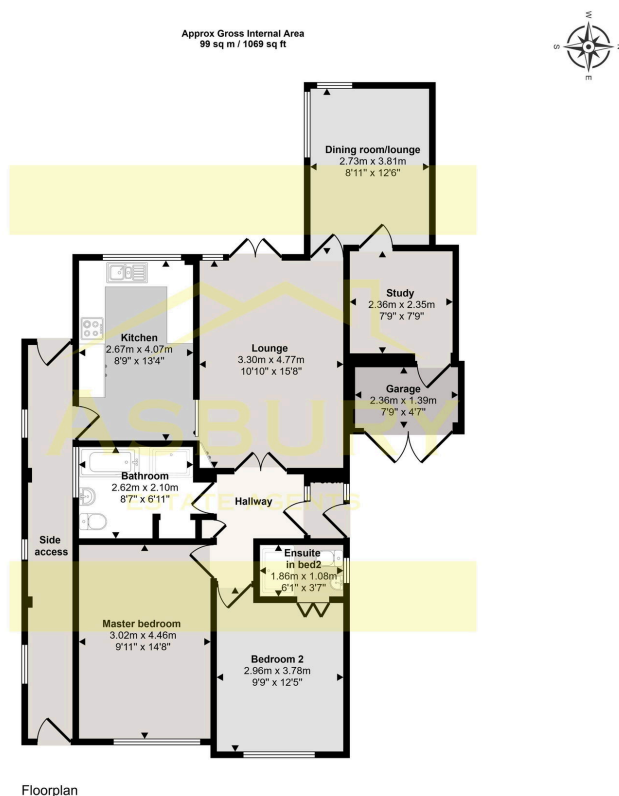
## Leomansley Close, Lichfield, WS13 8AX

Offers Over £400,000

 2  2  2



- Modern reception rooms.
- Two bathrooms.
- Generous driveway to frontage.
- Highly desirable location.
- Beautifully presented throughout.
- Two double bedrooms.
- Private spacious garden to the rear.
- Quiet and tucked away.
- Ready to move straight into.
- Walking distance to Lichfield city centre.



Floorplan

This floorplan is only for illustrative purposes and is not to scale. Measurements of rooms, doors, windows, and any items are approximate and no responsibility is taken for any error, omission or mis-statement. Icons of items such as bathroom suites are representations only and may not look like the real items. Made with Made Snappy 360.

This versatile link-detached home in Leomansley Close boasts a true prime location, sitting less than a mile from Lichfield's thriving city centre, home to a wide range of amenities including major supermarkets, various upmarket bars and restaurants, including the Michelin-starred 'Upstairs' by Tom Shepherd, Lichfield Cathedral and Lichfield City train station offering a direct link to Birmingham. The award-winning Beacon Park and Leomansley Woods sit comfortably within walking distance.