



Martell Road, SE21 | £485,000

02087028111

dulwichvillage@pedderproperty.com

pedder
We live local



In General

- An attractive two bedroom apartment
- Upgraded and modernised to an extremely high standard
- Front reception room
- Re-fitted kitchen/breakfast room
- Modern bathroom
- Delightful private 35' landscaped garden
- Beautifully presented throughout
- Well located for transport links and local amenities

In Detail


An attractive first floor Victorian apartment with private garden for sale situated on this popular residential road in Dulwich.

The property has been upgraded and modernised to an extremely high standard creating a stylish and beautifully presented interior. The accommodation comprises of two bedrooms, front reception room, kitchen/breakfast room and modern bathroom. Externally to the rear there is a most delightful landscaped garden measuring 35' (assessed via an internal staircase from the kitchen/breakfast room). There is also a loft providing excellent storage space.

Martell Road is well located for access to West Dulwich, Dulwich Village and Herne Hill with their numerous independent shops, cafes and restaurants. There are also a number of beautiful green spaces nearby including Belair, Dulwich Park, Brockwell Park and Dulwich and Sydenham Hill Woods. Rail services to central London are from nearby West Dulwich (Victoria and Blackfriars), West Norwood (Victoria and London Bridge) and Tulse Hill (London Bridge and Blackfriars).

Internal viewing of this this stunning apartment is advised.

EPC: C | Council Tax Band: C | Lease: 165 years remaining | SC: £500 pa | GR: NIL | BI: £545.58 pa




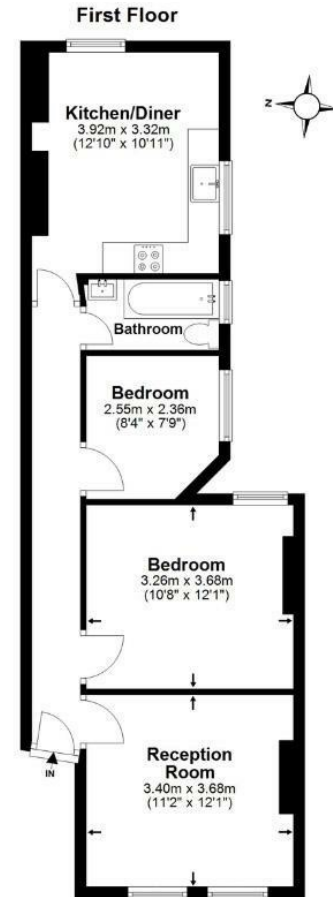

Floorplan

Martell Road, SE21

Total* = 55.2 sq. m / 594.2 sq. ft

First Floor = 55.2 sq. m / 594.2 sq. ft

 = Reduced head room below 1.5m



*All measurements are approximate and do not include eaves space. The plans are for representation purposes only as defined by RICS - 'Code of Measurement Practice'. The plans are not to scale. Please personally check all sizes, dimensions, shapes and compass bearings before making any decisions reliant upon them. Copyright The Pedder Group © 2026.

Energy Efficiency Rating		Current	Potential
Very energy efficient - lower running costs			
102 plus) A			
81-101) B			
69-80) C		74	78
55-68) D			
39-54) E			
21-38) F			
1-20) G			
Not energy efficient - higher running costs			
England & Wales	EU Directive 2002/91/EC		

Pedder Property Ltd trading as Pedder for themselves and for the vendor/landlord of this property whose agents they are, give notice that (1) these particulars do not constitute any part of an offer or contract, (2) all statements contained within these particulars are made without responsibility on the part of Pedder or the vendor/landlord, (3) whilst made in good faith, none of the statements contained within these particulars are to be relied upon as a statement of representation or fact, (4) any intending purchaser/tenant must satisfy him/herself by inspection or otherwise as to the correctness of each of the statements contained within these particulars, (5) the vendor/landlord does not make or give either Pedder or any person in their employment any authority to make or give representation or warranty whatsoever in relation to this property.