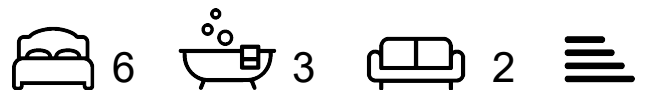


# HUNTERS®

HERE TO GET *you* THERE



## Highview Drive Kingswinford, DY6 8HT



Council Tax: E





# Highview Drive

Kingswinford, DY6 8HT

£475,000



## Front of the Property

To the front of the property there is a tarmacadam driveway with paved border, up and over door to the garage, double glazed door to the entrance hall and gated side access.

## Entrance Hall

With a door leading from the front of the property, stairs to the first floor, doors to rooms, decorative panelling, tiled flooring and a column style central heating radiator.

## WC

With a door leading from the entrance hall, WC, wash hand basin, tiled flooring, part tiled walls, extractor fan and a column style central heating radiator.

## Lounge

18'4" into bay x 11'5" (5.6 into bay x 3.5)

With double doors leading from the entrance hall and opening to the kitchen dining room this lounge has a gas fire with decorative surround, tiled flooring, double glazed bay window to the front and two central heating radiators.

## Kitchen Dining Room

26'6" x 10'5" (8.1 x 3.2)

With a door leading from the entrance hall and opening from the lounge this modern fitted open plan kitchen dining room is fitted with a range of wall and base units, work surfaces with matching up stands, one and a half bowl sink and drainer, integrated electric oven, gas hob with extractor hood above, integrated microwave and dishwasher, space for an American style fridge/freezer, plumbing for washing machine, tiled flooring, recessed spotlights, double glazed door to the side, double glazed sliding door leading to the rear garden, two double glazed windows to the rear and two central heating radiators.

## First Floor Landing

With stairs from the entrance hall, decorative panelling, double glazed window to the front, doors to rooms, airing cupboard, stairs to the second floor and a column style central heating radiator.

## Bedroom One

13'1" x 11'9" (4 x 3.6)

With a door leading from the first floor landing, two sets of built in wardrobes, decorative panelling, double glazed bay window to the front, door to the en suite and a central heating radiator.

## En Suite

With a door leading from the bedroom this modern re fitted en suite has a shower cubicle with waterfall shower head, WC, wash hand basin, chrome heated towel rail, tiled walls and flooring, double glazed window to the side and an extractor fan.

## Bedroom Two

11'9" x 11'9" (3.6 x 3.6)

With a door leading from the first floor landing, double glazed window to the rear and a central heating radiator.

## Bedroom Three

13'5" x 8'2" (4.1 x 2.5)

With a door leading from the first floor landing, double glazed window to the rear and a central heating radiator.

Tel: 01384 443331

#### Bedroom Four

13'5" x 8'2" (4.1 x 2.5)

With a door leading from the first floor landing, double glazed window to the front and a central heating radiator.

#### Bathroom

With a door leading from the first floor landing this modern fitted bathroom has a bath with waterfall shower head and separate shower attachment, WC, wash hand basin, double glazed window to the rear, tiled walls and flooring and a column style central heating radiator.

#### Second Floor Landing

With stairs from the first floor, skylight window and doors to rooms.

#### Bedroom Five

14'9" x 13'5" (4.5 x 4.1)

With a door leading from the second floor landing, skylight windows to the front and rear, recessed spotlights, door to the shower room, eaves storage and a central heating radiator.

#### Bedroom Six

14'9" x 8'2" (4.5 x 2.5)

With a door leading from the second floor landing, skylight windows to the front and rear, recessed spotlights, eaves storage and a central heating radiator.

#### Shower Room

With a door leading from bedroom five this modern fitted shower room has a shower cubicle, WC, wash hand basin, chrome heated towel rail, part tiled walls, recessed spotlights, extractor fan and a double glazed window to the rear.

#### Garage

18'8" x 8'2" (5.7 x 2.5)

With an up and over door leading from the driveway, door to the side, power, lighting, boiler and a belfast sink.

#### Garden

With access from the kitchen dining room, this private rear garden has a patio area with steps leading to a lawn with slate border, further patio area and barked play area at the top of the garden and a path to the side of the property with a door leading to the garage and gated access to the front of the property.





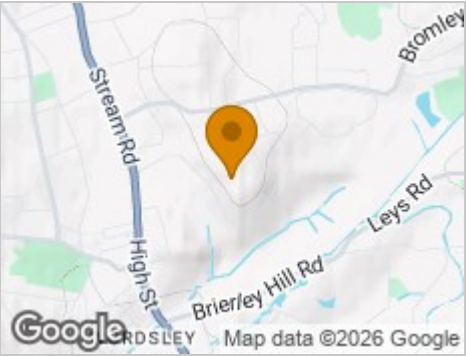
Road Map



Hybrid Map



Terrain Map

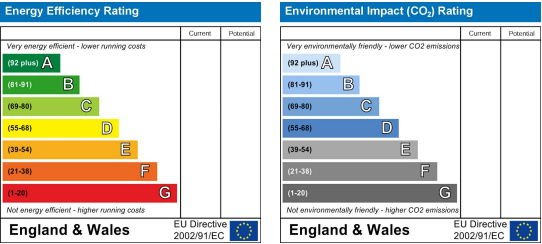


Floor Plan



Energy Efficiency Graph

Please contact our Hunters Stourbridge Office on 01384 443331 if you wish to arrange a viewing appointment for this property or require further information.



These particulars are intended to give a fair and reliable description of the property but no responsibility for any inaccuracy or error can be accepted and do not constitute an offer or contract. We have not tested any services or appliances (including central heating if fitted) referred to in these particulars and the purchasers are advised to satisfy themselves as to the working order and condition. If a property is unoccupied at any time there may be reconnection charges for any switched off/disconnected or drained services or appliances - All measurements are approximate. **THINKING OF SELLING?** If you are thinking of selling your home or just curious to discover the value of your property, Hunters would be pleased to provide free, no obligation sales and marketing advice. Even if your home is outside the area covered by our local offices we can arrange a Market Appraisal through our national network of Hunters estate agents.