



PRICE GUIDE

£375,000

Homesdale Road

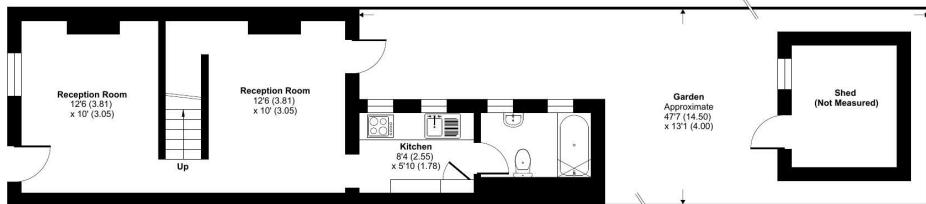
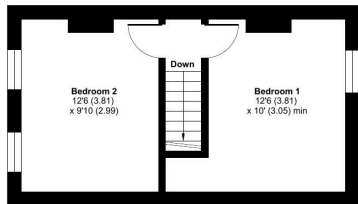
Bromley, BR1 2QZ

EPC RATING: D COUNCIL TAX BAND: C

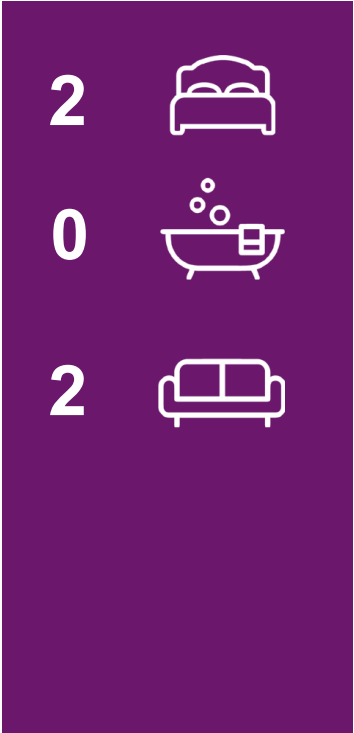
Homesdale Road, Bromley, BR1

Approximate Area = 687 sq ft / 63.8 sq m (excludes shed)

For identification only - Not to scale



Floor plan produced in accordance with RICS Property Measurement 2nd Edition, Incorporating International Property Measurement Standards (IPMS2 Residential). © nichcom 2026. Produced for Withers & Curtis. REF: 1480162



Energy Efficiency Rating		Current	Potential
Very energy efficient - lower running costs			
(92 plus)	A		
(81-91)	B		
(69-80)	C		
(55-68)	D	64	74
(39-54)	E		
(21-38)	F		
(1-20)	G		
Not energy efficient - higher running costs			
England & Wales		EU Directive 2002/91/EC	

Agents Note: Whilst every care has been taken to prepare these particulars, they are for guidance purposes only. All measurements are approximate and are for general guidance purposes only and whilst every care has been taken to ensure their accuracy, they should not be relied upon and potential buyers/tenants are advised to recheck the measurements



OFFICE ADDRESS
 23 High Street
 Bromley
 Kent
 BR1 1LG

OFFICE DETAILS
 0208 464 5566
 info@sinclairhammelton.co.uk
<https://www.sinclairhammelton.co.uk/for-sale-in-bromley/>