



This certificate is not valid if the serial number has been defaced or altered

41111881

EIC18.3c

ELECTRICAL INSTALLATION CERTIFICATE

Issued in accordance with BS 7671: 2018 (as amended) – Requirements for Electrical Installations

Original (to the person ordering the work)

PART 1 : DETAILS OF THE CONTRACTOR, CLIENT AND INSTALLATION

DETAILS OF THE CONTRACTOR (*Where applicable)		DETAILS OF THE CLIENT	DETAILS OF THE INSTALLATION
Registration No: 603073000	Branch No*: 000	Contractor Reference Number (CRN): N/A	Occupier: City Relay
Trading Title: DUK Construction & Electrical Ltd		Name: Cravenview Limited	Unique Property Reference Number (UPRN): N/A
Address: 264 Shenley Road, Borehamwood, Hertfordshire		Address: Cravenview Limited, 25 Hanover Square, London, Greater London	Address: Flat 9, 40 Tavistock Road, London, Greater London
Postcode: WD6 1TJ	Tel No: 07828689031	Postcode: W1S 1JF	Tel No: N/A

PART 2 : DETAILS OF THE ELECTRICAL WORK COVERED BY THIS INSTALLATION CERTIFICATE

Date works completed: 18/02/2026

The installation is New: An addition: An alteration: Replacement of a distribution board:

Description and extent of the installation covered by this certificate: This is a new installation new consumer unit, new wiring and new mains from service room.

Where necessary, continue on a separate numbered page: Page No(s) (N/A)

PART 3 : COMMENTS ON THE EXISTING INSTALLATION (in the case of an addition or alteration see Regulation 644.1.2)

na

Where necessary, continue on a separate numbered page: Page No(s) (N/A)

PART 4A : DECLARATION FOR THE ELECTRICAL INSTALLATION WORK (use where the design, construction, inspection & testing have been the responsibility of one person)

DESIGN, CONSTRUCTION, INSPECTION & TESTING (the extent of liability of the signatory is limited to the work detailed in PART 2)

I, being the person responsible for the design, construction, inspection and testing of the electrical installation, particulars of which are described in PART 2, having exercised reasonable skill and care when carrying out the design, hereby CERTIFY that the design, construction, inspection and testing for which I have been responsible is to the best of my knowledge and belief in accordance with BS 7671: 2018 amended to 2024 (date) except for the departures, if any (Regulations 120.3, 133.1.3 and 133.5), detailed as follows:

N/A

where required, continued on attached separate page(s) (N/A)

Permitted exception applied (411.3.3): Yes/NA (N/A) Risk assessment attached: (N/A) Page No(s) (N/A)

I, being the designer of the electrical installation, also RECOMMEND that this installation is further inspected and tested by: 14/02/2031 (date)

The proposed date for the next inspection should take into consideration any legislative or licensing requirements and the frequency and quality of maintenance that the installation can reasonably be expected to receive during its intended life. The period should be agreed between relevant parties

Name (capitals): DUK KRASNIQI Organisation: DUK Construction & Electrical Ltd Registration No*: 603073000

Address: 264 Shenley Road, Borehamwood, Hertfordshire, WD6 1TJ

Signature: Date: 18/02/2026 Postcode: WD6 1TJ Tel No: 07828689031

REVIEWED BY QUALIFIED SUPERVISOR

Name (capitals): DUK KRASNIQI Signature: Date: 18/02/2026

ELECTRICAL INSTALLATION CERTIFICATE

Issued in accordance with BS 7671: 2018 (as amended) – Requirements for Electrical Installations


PART 4B : DECLARATION FOR THE ELECTRICAL INSTALLATION WORK (to be completed where different parties are responsible for the design, construction, inspection & testing)

DESIGN (The extent of liability of the signatories is limited to the work detailed in PART 2)

I/We being the person(s) responsible for the design of the electrical installation, particulars of which are described in PART 2, having exercised reasonable skill and care when carrying out the design, hereby CERTIFY that the design work for which I/we have been responsible is to the best of my/our knowledge and belief in accordance with BS 7671: 2018 amended to 2024 (date) except for the departures, if any, detailed on attached page(s) (N/A) (Regulations 120.3, 133.1.3 and 133.5).

- Permitted exception applied (411.3.3): Yes/ No Risk assessment attached: (N/A) Page No(s) (N/A)

DESIGNER 1 Name (capitals): JUDITH CARPENTER

Signature: 

Date: 24/02/2026

DESIGNER 2 (where there is divided responsibility for design) Name (capitals): N/A

Signature: N/A

Date: N/A

I/we, being the designer(s) of the electrical installation, also RECOMMEND that this installation is further inspected and tested by: 14/02/2031 (date) (*Where applicable)

The proposed date for the next inspection should take into consideration any legislative or licensing requirements and the frequency and quality of maintenance that the installation can reasonably be expected to receive during its intended life. The period should be agreed between relevant parties.

Organisation (Designer 1): Ingine Registration No*: N/A

Organisation (Designer 2): N/A Registration No*: N/A

Address: Unit A, 75 South Western Road, Twickenham, Greater London, TW1 1LG

Address: N/A

Postcode: TW1 1LG Tel No: 02088927947

Postcode: N/A Tel No: N/A


CONSTRUCTION (The extent of liability of the signatory is limited to the work detailed in PART 2)

I, being the person responsible for the construction of the electrical installation, particulars of which are described in PART 2, having exercised reasonable skill and care when carrying out the construction, hereby CERTIFY that the said work for which I have been responsible is, to the best of my knowledge and belief, in accordance with BS 7671: 2018 amended to 2024 (date) except for the departures, if any, detailed on attached page(s) (N/A) (Regulations 120.3 and 133.5).

Name (capitals): DUK KRASNIQI

Organisation: DUK Construction & Electrical Ltd Registration No*: 603073000

Address: 264 Shenley Road, Borehamwood, Hertfordshire, WD6 1TJ

Signature:  Date: 18/02/2026

Postcode: WD6 1TJ Tel No: 07828689031


INSPECTION & TESTING (The extent of liability of the signatory is limited to the work detailed in PART 2)

I, being the person responsible for the inspection and testing of the electrical installation, particulars of which are described in PART 2, having exercised reasonable skill and care when carrying out the inspection and testing, hereby CERTIFY that the said work for which I have been responsible is, to the best of my knowledge and belief, in accordance with BS 7671: 2018 amended to 2024 (date) except for the departures, if any, detailed on attached page(s) (N/A) (Regulations 120.3 and 133.5).

Name (capitals): DUK KRASNIQI

Organisation: DUK Construction & Electrical Ltd Registration No*: 603073000

Address: 264 Shenley Road, Borehamwood, Hertfordshire, WD6 1TJ

Signature:  Date: 18/02/2026

Postcode: WD6 1TJ Tel No: 07828689031

REVIEWED BY QUALIFIED SUPERVISOR (for the Contractor detailed in PART 1)

Name (capitals): DUK KRASNIQI

Signature:  Date: 18/02/2026

Where the electrical work to which this certificate relates includes the installation of a fire alarm system and/or an emergency lighting system (or a part of such systems), this electrical safety certificate should be accompanied by the particular certificate(s) for the system(s).

ELECTRICAL INSTALLATION CERTIFICATE

Issued in accordance with BS 7671: 2018 (as amended) – Requirements for Electrical Installations

Original (to the person ordering the work)

PART 5 : SUPPLY CHARACTERISTICS AND EARTHING ARRANGEMENTS

System type and earthing arrangements TN-C: (N/A) TN-S: (N/A) TN-C-S: (.....) ✓ TT: (N/A) IT: (N/A)		Number and type of live conductors AC 1-phase, 2-wire: (.....) ✓ 2-phase, 3-wire: (N/A) ✓ 3-phase, 3-wire: (N/A) ✓ 3-phase, 4-wire: (N/A) ✓ DC 2-wire: (N/A) 3-wire: (N/A) Other: (N/A) ✓ Confirmation of supply polarity: (.....) ✓ Other sources of supply (Schedule of Test Results)		Nature of supply parameters Nominal voltage between lines, $U_{[1]}$: (N/A) V ^[1] By enquiry Nominal line voltage to Earth, U_o ^[1] : (230) V ^[2] By enquiry or by measurement Nominal frequency, f ^[1] : (50) Hz Prospective fault current, I_{pf} ^{[2]*} : (1.5) kA Earth fault loop impedance, Z_e ^{[2]*} : (0.16) Ω	
Supply protective device BS EN: (1361) Type: (II) Rated current: (60) A		Page No: (N/A)			

PART 6 : PARTICULARS OF INSTALLATION REFERRED TO IN THIS CERTIFICATE

Maximum demand (load): (40) A ✓ (delete as appropriate)	Main protective conductors Earthing conductor: (material Copper) ✓ csa (16) mm ² Connection/continuity verified: (.....) ✓ Main protective bonding conductors: (material Copper) ✓ csa (16) mm ² Connection/continuity verified: (.....) ✓	Main protective bonding connections Water installation pipes: (.....) ✓ Gas installation pipes: (.....) ✓ Structural steel: (N/A) ✓ Oil installation pipes: (N/A) ✓ Lightning protection: (N/A) ✓ Other (state): (N/A) ✓ (N/A) ✓	Main switch / Switch-fuse / Circuit-breaker / RCD Location: (storage corridor) ✓ BS EN: (60947-3) Type: (3) Rating / setting of device: (N/A) A No. of poles: (2) Current rating: (100) A Voltage rating: (230) V Where an RCD is used as the main switch RCD rated residual operating current, $I_{\Delta n}$: (N/A) mA RCD Type: (N/A) ✓ Rated time delay: (N/A) ms Measured operating time: (N/A) ms
Means of Earthing Distributor's facility: (.....) ✓ Installation earth electrode(s): (N/A) ✓ Earth electrode type – rod(s), tape, etc: (None) ✓ Location: (N/A) ✓ Electrode resistance to Earth: (N/A) Ω			

PART 7 : SCHEDULE OF ITEMS INSPECTED (enter ✓ or N/A, as applicable)

	Outcome		Outcome		Outcome
1. Condition of consumer's intake equipment (visual inspection only)	(.....) ✓	6. Additional protection	(N/A) ✓	12. Location(s) containing a bath or shower	(.....) ✓
2. Parallel or switched alternative sources of supply	(N/A) ✓	7. Distribution equipment	(.....) ✓	13. Other special installations or locations	(N/A) ✓
3. Protective measure: Automatic disconnection of supply (ADS)	(.....) ✓	8. Circuits (distribution and final)	(.....) ✓	14. Prosumer's low voltage installation(s)	(N/A) ✓
4. Basic protection	(.....) ✓	9. Isolation and switching	(.....) ✓	Schedule of Items Inspected by	
5. Protective measures other than ADS	(.....) ✓	10. Current-using equipment (permanently connected)	(.....) ✓	Name (capitals): DUK KRASNIQI	
		11. Identification and notices	(.....) ✓	Signature: Date: 18/02/2026	

PART 8 : SCHEDULES AND ADDITIONAL PAGES (the pages identified are an essential part of this report (see Regulation 653.2))

Schedule of Circuit Details and Schedule of Test Results for the installation (PARTS 9A & 9B) Page No(s): (4 & 5)	Additional pages, including data sheets for additional sources Page No(s): (None)	Special installations or locations (indicated in item 13 of PART 7) Page No(s): (None)	Schedules relating to Prosumer's installations (indicated in item 14 of PART 7) Page No(s): (None)	Continuation sheets Page No(s): (None)
---	---	--	--	--

*Where the installation is supplied by more than one source, the higher or highest values of prospective fault current, I_{pf} , and external earth fault loop impedance, Z_e , must be recorded.

ELECTRICAL INSTALLATION CERTIFICATE

Issued in accordance with BS 7671: 2018 (as amended) – Requirements for Electrical Installations

PART 9B : SCHEDULE OF TEST RESULTS (MUST reflect circuits entered into 'Schedule of Circuit Details' in Part 9A)

Circuit number	Continuity (Ω)					Insulation resistance			Polarity (✓)	Max. measured earth fault loop impedance, Z _s (Ω)	RCD		AFDD**	Comments and additional information, where required
	Ring final circuits only (measured end to end)			All circuits (complete at least one column)		Live / Live (MΩ)	Live / Earth (MΩ)	Test voltage DC (V)			Operating time* (ms)	Test button (✓)	AFDD test button (✓)	
	(Line) r ₁	(Neutral) r _n	(cpc) r ₂	(R ₁ + R ₂)	R ₂									
1				0.26		200	200	500	✓	0.34	19	✓	N/A	
2	0.38	0.38	0.49	0.46		200	200	500	✓	0.52	22	✓	N/A	
4				0.39		200	200	500	✓	0.47	23	✓	N/A	
5				0.44		200	200	500	✓	0.56	20	✓	N/A	
6				0.27		200	200	500	✓	0.37	17	✓	N/A	
3	0.42	0.42	0.56	0.61		200	200	500	✓	0.55	24	✓	N/A	
7				0.58		200	200	500	✓	0.74	25	✓	N/A	
8				0.63		200	200	500	✓	0.86	21	✓	N/A	
9				0.59		200	200	500	✓	0.82	25	✓	N/A	

Circuits/equipment vulnerable to damage when testing (where applicable): N/A

TESTED BY Name (capitals): DUK KRASNIQI Position: QS Signature: Date: 18/02/2026

TEST INSTRUMENTS (ENTER SERIAL NUMBER AGAINST EACH INSTRUMENT USED)					
Multi-function: 1898012	Continuity: 1898012	Insulation resistance: 1898012	Earth fault loop impedance: 1898012	Earth electrode resistance: N/A	RCD: 1898012

* RCD effectiveness is verified using an alternating current test at rated residual operating current (I_{Δn}) ** Where installed. Note, not all AFDDs have a test function. Where a circuit contains an AFDD this should be stated in the field for that circuit in the 'Comments and additional information, where required' column.

CODES for Type of wiring	(A) Thermoplastic insulated / sheathed cables	(B) Thermoplastic cables in metallic conduit	(C) Thermoplastic cables in non-metallic conduit	(D) Thermoplastic cables in metallic trunking	(E) Thermoplastic cables in non-metallic trunking	(F) Thermoplastic / SWA cables	(G) Thermosetting / SWA cables	(H) Mineral-insulated cables	Other (state): <u>N/A</u>
---------------------------------	--	---	---	--	--	---------------------------------------	---------------------------------------	-------------------------------------	---------------------------

Original (to the person ordering the work)

NOTES FOR RECIPIENT

THIS CERTIFICATE IS AN IMPORTANT AND VALUABLE DOCUMENT WHICH SHOULD BE RETAINED FOR FUTURE USE

This safety certificate has been issued to confirm that the electrical installation work to which it relates has been designed, constructed, inspected and tested in accordance with the national standard for the safety of electrical installations, *BS 7671: 2018 (as amended)* - Requirements for Electrical Installations.

You should have received the certificate marked 'Original' and the contractor should retain a duplicate. If you were the person ordering the work, but not the owner or user of the installation, you should pass this certificate, or a full copy of it, immediately to the owner or user of the installation.

The 'Original' certificate should be retained in a safe place and shown to any person inspecting, or undertaking further work on the electrical installation in the future. If you later vacate the property, this certificate will demonstrate to the new user that the electrical installation works complied with the requirements of *BS 7671: 2018 (as amended)* at the time the certificate was issued.

The Construction (Design and Management) Regulations require that, for a project covered by those Regulations, a copy of this certificate, together with schedules, is included in the project health and safety documentation.

For safety reasons, the complete electrical installation will need to be inspected and tested at appropriate intervals by a skilled person or persons competent in such work. The maximum interval recommended before the next inspection is stated in PART 4A or 4B. With the exception of domestic (household) premises, there should be a notice at or near the main switchboard or distribution board indicating the date when the next inspection is due.

Only a NICEIC* contractor responsible for the construction of the electrical installation is authorised to issue this NICEIC Electrical Installation Certificate.

This certificate is intended to be issued only for a new electrical installation or for new work associated with an addition or alteration to an existing installation, or for the replacement of a distribution board (or consumer unit). It should not have been issued for the inspection of an existing electrical installation. An 'Electrical Installation Condition Report' should be issued for such a periodic inspection.

The certificate, which consists of at least five numbered pages, is only valid if the Schedule of Items Inspected has been completed to confirm that all relevant inspections have been carried out and the Schedule of Circuit Details and Test Results is attached. The certificate has a unique serial number which is traceable to the contractor to which it was supplied by NICEIC.

For installations having more than one distribution board (or consumer unit) or more circuits than can be recorded on Page 5, one or more additional Schedules of Circuit Details and Test Results, should form part of the certificate.

This certificate should not have been issued for electrical work in a potentially explosive atmosphere (hazardous area) unless the contractor holds an appropriate extension to their NICEIC registration for such work.

Page 1 and 2 of this certificate provide details of the electrical installation, together with the name(s) and signature(s) of the person(s) certifying the three elements of installation work: design, construction and inspection and testing, and page 3 identifies the organisation(s) responsible for the work certified by their representative(s).

Certification for inspection and testing provides an assurance that the electrical installation work has been fully inspected and tested, and that the electrical work has been carried out in accordance with the requirements of *BS 7671: 2018 (as amended)* (except for any departures sanctioned by the designer and appended to the certificate).

Where responsibility for the design, the construction and the inspection and testing of the electrical work is divided between the contractor and one or more other bodies, the division of responsibility should have been established and agreed before commencement of the work. In such a case, NICEIC considers that the absence of certification for the construction, or the inspection and testing elements of the work would render the certificate invalid. If the design section of the certificate has not been completed, NICEIC recommends that you question why those responsible for the design have not certified that this important element of the work is in accordance with *BS 7671: 2018 (as amended)*.

Where the installation includes a residual current device (RCD) it should be tested every six months, by pressing the button marked "T" or "Test". The device should switch off the supply and should then be switched on to restore the supply. If the device does not switch off the supply when the button is pressed, seek expert advice. For safety reasons it is important that this instruction is followed.

Where the installation includes an arc fault detection device (AFDD) having a manual test facility, it should be tested six-monthly by pressing the test button. Where an AFDD has both a test button and automatic test function, manufacturer's instructions should be followed with respect to test button operation.

Where the installation includes a surge protection device (SPD) the status indicator should be checked to confirm it is in operational condition in accordance with manufacturer's information. If the indication shows that the device is not operational, seek expert advice.

Where a number of sources are available to supply the installation, and where the data given for the primary source may differ from other sources, an additional page should have been provided which gives the relevant information relating to each additional source, and to the associated earthing arrangements and main switchgear.

Where the electrical work to which this certificate relates includes the installation of a fire alarm system and/or an emergency lighting system (or a part of such systems) in accordance with British Standards *BS 5839* and *BS 5266* respectively, this electrical safety certificate should be accompanied by a separate certificate or certificates as prescribed by those standards.

Should the person ordering the work (e.g. the client, as identified on Page 1 of this certificate), have reason to believe that any element of the work for which the Contractor has accepted responsibility (as indicated by the signatures on this certificate) does not comply with *BS 7671: 2018 (as amended)*, the client should in the first instance raise the specific concerns in writing with the contractor. If the concerns remain unresolved, the client may make a formal complaint to NICEIC, for which purpose a standard complaint form is available on request.

The complaints procedure offered by NICEIC is subject to certain terms and conditions, full details of which are available upon application. NICEIC does not investigate complaints relating to the operational performance of electrical installations (such as lighting levels), or to contractual or commercial issues (such as time or cost).

For further information about electrical safety and how NICEIC can help you, visit:

www.niceic.com

* NICEIC is operated by Certsure LLP, a partnership between the Electrical Contractors' Association and the charity, Electrical Safety First. NICEIC maintains and publishes registers of electrical contractors that it has assessed against particular scheme requirements (including the technical standard of electrical work).