



Childers Court | | Ipswich | IP3 0DU

Offers In The Region Of

NICHOLAS
— ESTATES —

Childers Court |
Ipswich | IP3 0DU
Offers In The Region Of £120,000

No onward Chain - 2 Bedroom Modern Ground Floor Apartment located on the south eastern side of Ipswich.

- 2 Bedroom Ground Floor Apartment
- South East Ipswich
- Gas Central Heating
- Well Presented
- No Onward Chain
- Modern Development
- Double Glazing

Kitchen

40'9"x27'11"x0'0" (45.42x31.09x0.00)

Double glazed window. Fitted Units and worktops, Electric Oven, Gas Hob, Extractor, space and plumbing for washing machine, space for Fridge/Freezer. Glow Worm Gas Boiler. Radiator.

Bedroom I

33'4"x33'11"x0'0" (37.19x37.80x0.00)

Double glazed window to front of building, carpet flooring, Radiator.



No onward Chain - 2
Bedroom Modern Ground
Floor Apartment located on
the south eastern side of
Ipswich. Well presented
throughout and benefiting
from Gas Central Heating,
Double Glazing, Layout of
Hallway, Living room, Kitchen,
Bedroom with En Suite, F



Bedroom 2

34'5"x23'0"x0'0" (38.40x25.60x0.00)

Double glazed window to front of building, carpet flooring and Radiator

Living Room

44'3"x38'7"x0'0" (49.38x42.98x0.00)

Double glazed window to front of building, laminate flooring, Radiator.

Bathroom

Panel bath with mixer shower tap, w/c and hand wash basin. double glazed window to rear of building, carpet flooring, heated towel rail.

Outside

There is an allocated parking to the rear of the building.

Entrance

Secure front entrance into communal area leading to front door of flat, L shaped entrance hallway, Double glazed window, Door entry phone, Cupboard housing Hot water tank, Further storage cupboard.

En Suite

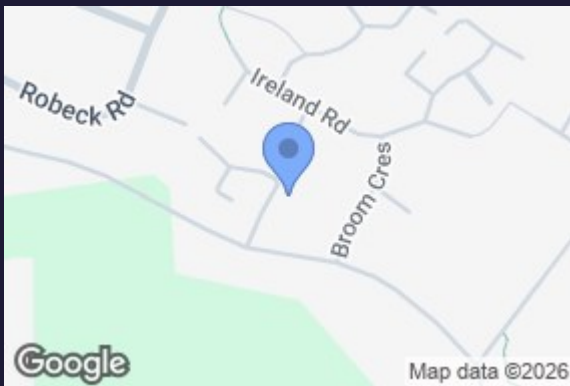
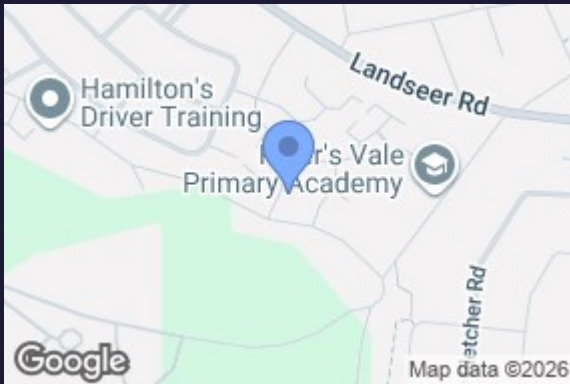
21'4"x16'5"x0'0" (23.77x18.29x0.00)

Shower Cubicle, Wc, Wash Basin. Radiator

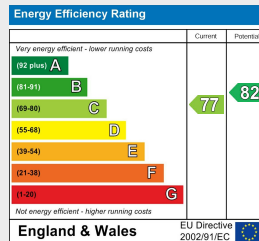
Agents Note

Please be advised that the Leasehold Charges displayed are accurate at the time of initial marketing, based on information provided by the seller, and are subject to fluctuate. Please make further enquiries to ensure you are satisfied before making any financial commitments.





Council Tax Band A EPC Rating C



173 Hamilton Road
 Felixstowe
 Suffolk
 IP11 7DR
 01394 282828
 felixstowe@yourhome.co.uk