



22 Hardenhuish Avenue, Chippenham, SN15 1NW

£675,000

Situated on the outskirts of Chippenham Town Centre, within walking distance to the main line railway station serving London Paddington and also to both Secondary Schools Hardenhuish and Sheldon, a well presented four bedroom detached house. The property backs onto Chippenham Cricket ground, viewable from the balcony in Bedroom two. To the front there is a driveway providing off road parking and access to the garage. To the rear there is an enclosed garden laid mainly to lawn. Further benefits include double glazing and gas central heating.

Entrance Hallway



Front door leads into hallway, radiator.

Cloakroom

W.C, hand basin, radiator.

Living Room



Double glazed French doors to garden, fireplace, two radiators.



Dining Room



Double glazed bay window, fireplace, stripped floor, radiator.

Breakfast Room



Double glazed window, radiator.

Study



Double glazed window, radiator.

Modern Fitted Kitchen



Double glazed window, granite work tops, cupboards and drawers under, ceramic 'Belfast' sink, space for Range style cooker, cooker hood, plumbing and space for dishwasher, radiator.



Utility Room

Double glazed window, door to garden, sink unit inset to work top, plumbing and space for washing machine, space for fridge/freezer, water softener.

Landing

Access to loft.

Bedroom One



Double glazed window, radiator.

En Suite



Double glazed window, double shower cubicle, pedestal hand basin, W.C, radiator.

Bedroom Two



Double glazed French doors with double glazed windows to rear and side, Balcony overlooking the Cricket ground.

Bedroom Three



Double glazed window, radiator.

Bedroom Four



Double glazed window, radiator.

Bathroom



Double glazed window, hand basin with cupboard under, W.C, hand basin, radiator.

Outside

Front

To the front of the property there is a driveway providing off road parking and access to the garage.

Rear



To the rear of the property there is an enclosed

garden laid mainly to lawn with patio and side access.



**Garage**

Up and over door, power and light, gas boiler, tap.

Tenure

GOV.UK advise the property is FREEHOLD.

Council Tax Band

GOV.UK advise Band E.

Agents Note

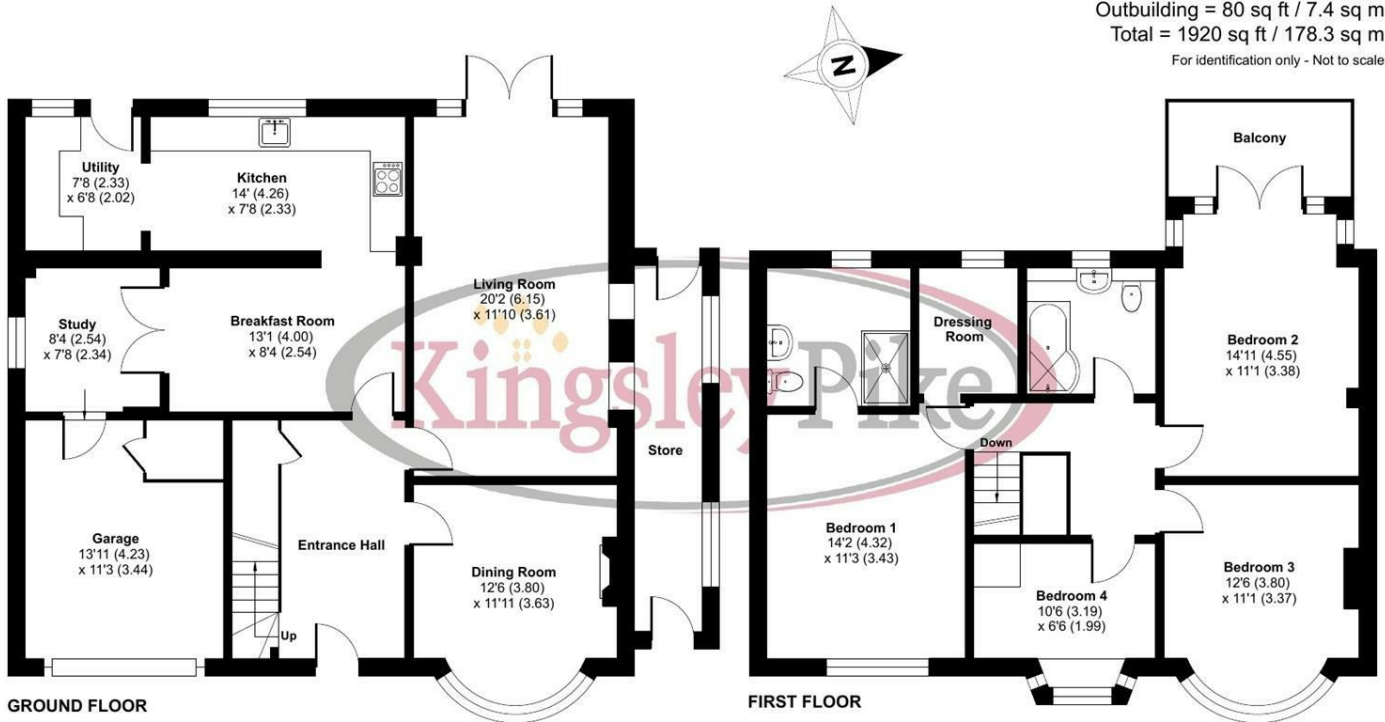
There are two Solar panels which are owned by the property and provide heating energy to the hot water.

Floor Plan

Hardenhuish Avenue, Chippenham, SN15

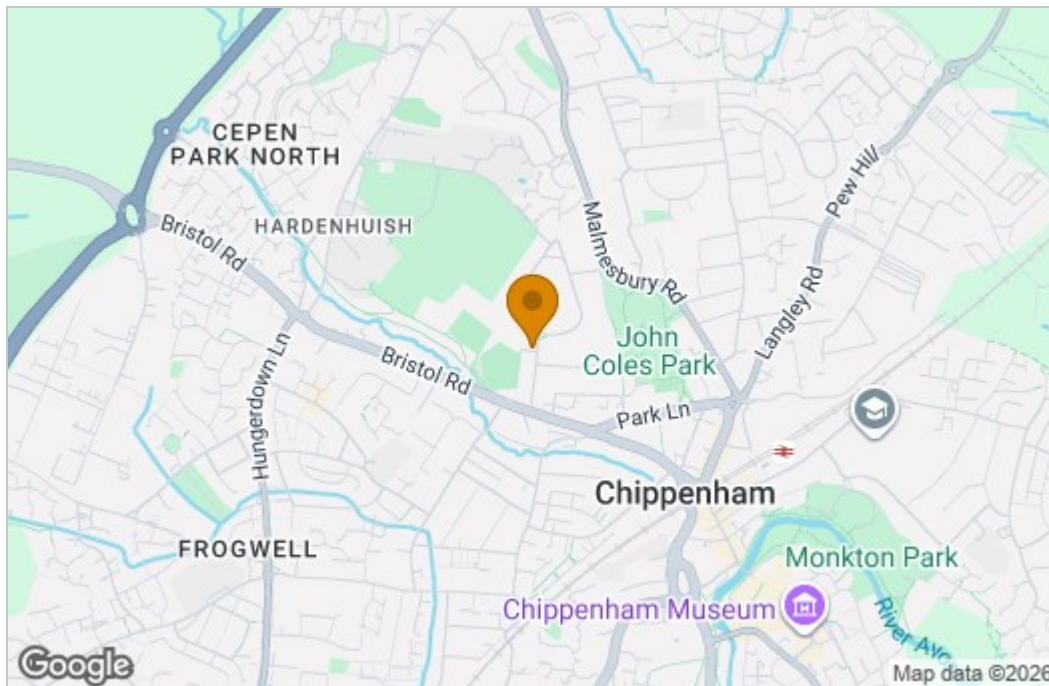
Approximate Area = 1687 sq ft / 156.7 sq m
 Garage = 153 sq ft / 14.2 sq m
 Outbuilding = 80 sq ft / 7.4 sq m
 Total = 1920 sq ft / 178.3 sq m

For identification only - Not to scale

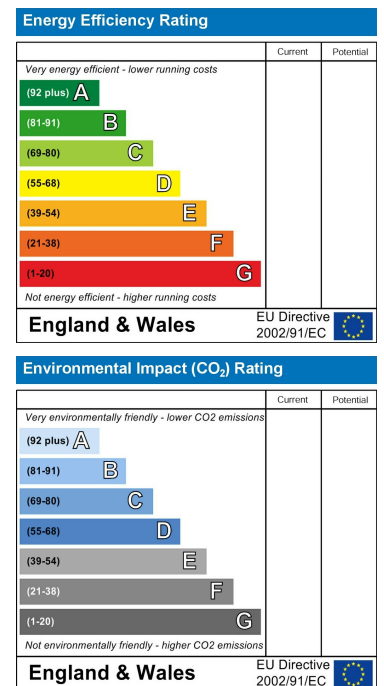


Floor plan produced in accordance with RICS Property Measurement 2nd Edition, incorporating International Property Measurement Standards (IPMS2 Residential). © nichecom 2026. Produced for Kingsley Pike. REF: 1471424

Area Map



Energy Efficiency Graph



These particulars, whilst believed to be accurate are set out as a general outline only for guidance and do not constitute any part of an offer or contract. Intending purchasers should not rely on them as statements of representation of fact, but must satisfy themselves by inspection or otherwise as to their accuracy. No person in this firm's employment has the authority to make or give any representation or warranty in respect of the property.