

FOR SALE



Wellsborough Mews, Raynes Park, SW20

GUIDE PRICE £1,100,000 Freehold

 **3**

 **2**


samuel estates
YOUR PROPERTY • OUR BUSINESS

Property Description

A beautifully presented chain-free three-bedroom contemporary townhouse, quietly positioned within the exclusive gated development of Wellsborough Mews in the heart of Wimbledon Chase. Combining stylish modern design with thoughtful practicality, this exceptional home offers light-filled, well-balanced accommodation ideal for modern family living.

Arranged over three floors, the ground floor opens into a welcoming entrance hall leading to a sleek, fully integrated kitchen. To the rear, a superb reception and dining space is flooded with natural light, with floor-to-ceiling sliding doors opening onto a private west-facing landscaped garden a perfect setting for entertaining, relaxed evenings. A smart cloakroom completes this level.

The first floor features two generous double bedrooms, both with fitted wardrobes, served by a contemporary family bathroom with underfloor heating. Occupying the top floor is the impressive principal suite, offering walk-in wardrobes and a stylish en-suite shower room, creating a peaceful and private retreat. Further benefits include driveway parking, FTTP broadband, and intercom entry, enhancing comfort and convenience.

Perfectly located between Raynes Park and Wimbledon, Wellsborough Mews enjoys easy access to Wimbledon Chase Station, Wimbledon Town Centre and the charm of Wimbledon Village, with its boutique shops, cafés, restaurants and leisure facilities, including the nearby David Lloyd Health Club. The property falls within the catchment area for both Dundonald and Wimbledon Chase schools and is well placed for a number of excellent state and private schools, including King's College School, Ursuline High School and Wimbledon High School. Excellent road connections via the A3 provide straightforward access to the M25 and beyond.

Offered to the market chain free, this is a superb opportunity to acquire a secure, stylish and exceptionally well-located home in one of South West London's most desirable residential settings.

Disclaimer

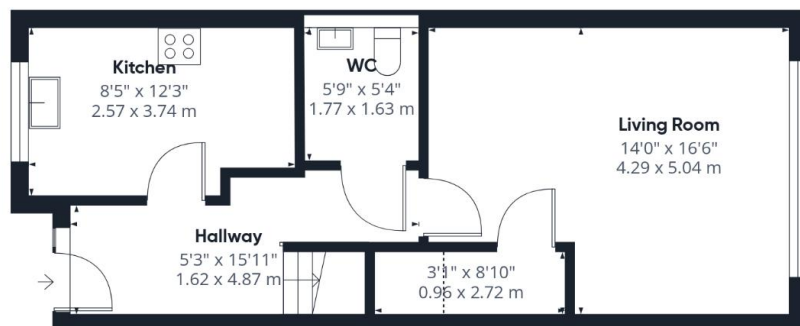
Samuel Estates their clients and any joint agents give notice that they are not authorised to make or give any representation or warranties in relation to the property. No responsibility is assumed for any statement that may be made in these lettings particulars. These particulars do not form any part of any offer or contract and must not be relied upon as statements or representation of fact. Any distances, measurements or areas are approximate. The text, photographs and floorplans are for guidance only and not comprehensive in any way. Samuel Estates have not tested any services, appliances or facilities and prospective tenants must satisfy themselves by inspection.



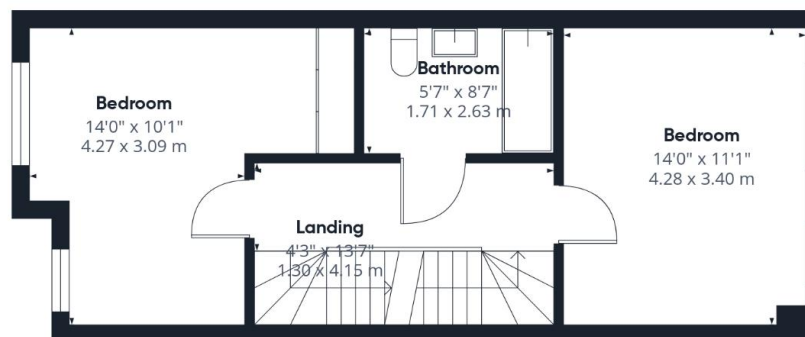
Energy Efficiency Rating		
	Current	Potential
Very energy efficient - lower running costs		
92-100 A	90	90
81-91 B		
69-80 C		
55-68 D		
39-54 E		
21-38 F		
1-20 G		
Not energy efficient - higher running costs		
England & Wales		EU Directive 2002/91/EC







Ground Floor



Floor 1

Approximate total area⁽¹⁾

1246 ft²

115.9 m²

Reduced headroom

23 ft²

2.1 m²

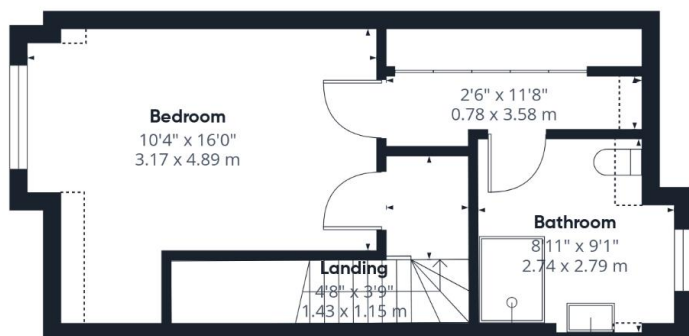
(1) Excluding balconies and terraces

Reduced headroom

..... Below 5 ft/1.5 m

Calculations reference the RICS IPMS 3C standard. Measurements are approximate and not to scale. This floor plan is intended for illustration only.

GIRAFFE360



Floor 2



Material Information

Tenure – Freehold

Service Charge – £705

Council Tax Band – G

Local Authority – Merton Council



Property Type
House (Purpose Build)



Construction Type
Brick



Parking
Driveway



External Wall Survey
N/A



Water Supply
Thames Water



Electricity Supply
Mains



Heating
Gas Heating



Broadband
Standard/ Superfast/
Ultrafast



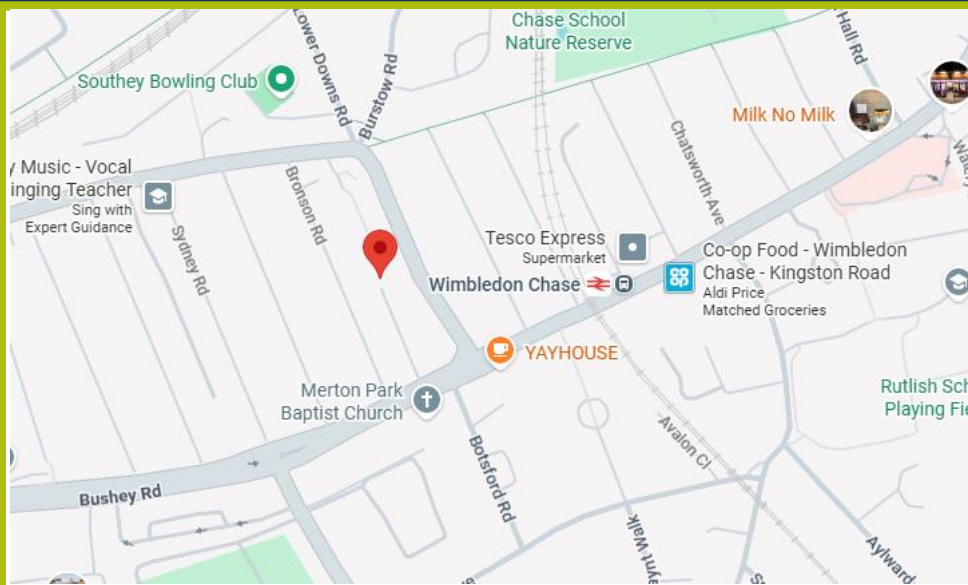
Mobile Signal
Good Coverage



Flood Risk
Has the property been flooded in the past five years: NO
Risk Level: Low



Proposed Development in Immediate Locality?
None



Balham

45 Bedford Hill,
London, SW12 9EY
☎ 020 8673 4666

Colliers Wood & Wimbledon

30 Watermill Way,
London, SW19 2RT
☎ 020 8090 9000

Streatham

432/434 Streatham High Road
London, SW16 3PX
☎ 0208 679 9889



samuelestates.com