



P R I M E R E S I D E N T I A L

P R E S E N T S

Mott Street, Loughton



elliott **E | J** james

# Mott Street, Loughton



The Grange is a magnificent family residence which was constructed to the highest specification and will appeal to the discerning buyer who appreciates the very best in design. Set within approximately 2 acres of landscaped grounds.

The house is entered through double doors into the spacious grand entrance hall which through the large wall of windows drenches the property in natural sunlight and beautifully frames the imposing dining room which has panoramic views over the rear grounds.

From the entrance hall the ground floor includes a dual aspect study, stunning formal reception room with French doors opening onto the upper terrace, bespoke open plan kitchen/ breakfast room with central island breakfast bar, granite worktops, fitted Miele appliances and French doors onto the terrace, family TV room, utility room, cloakroom with storage, internal door to the triple garage and inner hall with a separate staircase allowing access to a double bedroom.

The sweeping staircase to the galleried landing allows access to the principal bedroom with walk-in wardrobe, en-suite bathroom and balcony, five further double bedrooms all with en-suites. The lower ground purpose built leisure complex comprises of a heated swimming pool, hot tub, entertainment room, superbly equipped cinema room, gym, steam room, changing facilities and plant room.

To the rear of the property there are balustraded steps to the mature gardens comprising of manicured lawns, planted borders and a tennis court. Additional lawns and a fenced grassy area is to the side of the property, whilst to the front security gates open onto a sweeping driveway facilitating ample parking. The property is offered Chain-Free and offers wonderful transport links into Loughton High Road and London City Centre.



The property market has always interested me and seeing the reaction when someone finds their next home is something that really drives me to go above and beyond. I have a pride in my local area having grown up here, this also allowed me to grow a strong knowledge of the local community. With experience in the role already I look to provide a service to both buyers and sellers in which communication and transparency are key. I am incredibly proud to be a part of such a brilliant team dedicated to providing bespoke service to such a beautiful community.



An unrestricted fully immersive walkthrough is available in our E|J Business Lounge by arrangement. Restricted walkthrough access is available on our website through your smartphone or desktop.

**Daniel Thomas**  
[contact@ejpr.co.uk](mailto:contact@ejpr.co.uk)  
0208 0165 333

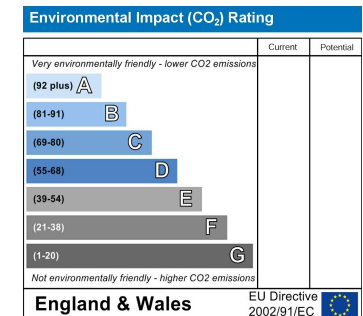
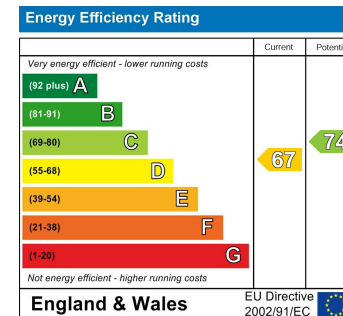
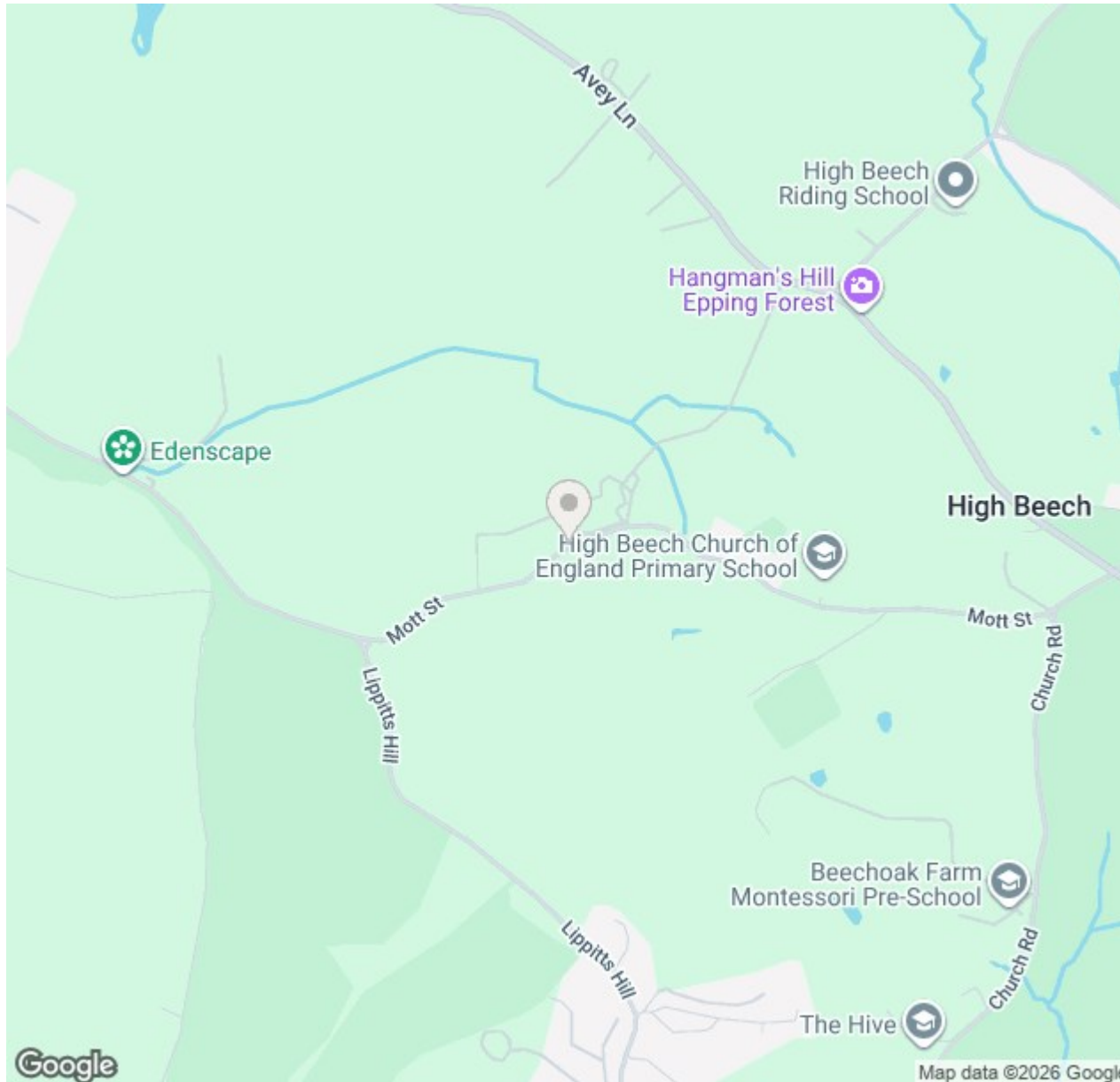
N  
E  
E  
D  
  
T  
O  
  
K  
N  
O  
W

Sqft 8362.00 sq ft	Type House - Detached	Style New Home
Bedrooms 6	Receptions 3	Bathrooms 6
Tenure Freehold	Local Authority Epping Forest	Tax Band H





# MAP & EPC



elliott  james

165 | High Road | Loughton | IG10 4LF

Contact Us : 0208 0165 333 | [contact@ejpr.co.uk](mailto:contact@ejpr.co.uk)

Follow us on social media | Search 'ejpr165'



These particulars have been prepared with approximate measurements in good faith by Elliott James – Prime Residential with the assistance of the vendor. The intention is to provide a fair and accurate guide to the property. These details do not constitute or form any part of an offer or contract. All interested parties must verify for themselves the accuracy of the information provided. The structural condition of the property or the condition of the heating, plumbing or electrical installations or any appliances have not been checked or tested and suitable investigations by interested parties should be conducted prior to purchase.