




Stavelhager Farm Llanrhidian

, Swansea, SA3 1ER

Offers Over £750,000



Stavelhager Farm Llanrhidian , Swansea, SA3 1ER

LUXURY FOUR BEDROOM detached home on sprawling grounds, nestled within the serene beauty of North Gower, with the stunning Loughor Estuary as the backdrop to your daily life. Featuring expansive living space which include a large main reception room, second cosy family room, incredible kitchen/dining room with vaulted ceiling, study & sunroom. Also on the ground floor is a spacious bedroom suite with patio doors to the rear deck, en-suite, family bathroom and utility room. The first floor features three further bedrooms, a deluxe family bathroom & en-suite, with the vaulted ceiling maximising ambience with a feeling of space & openness and incredible views to the front & rear. A versatile layout which will appeal to families of all ages, with ground source heat pump, underfloor heating & full PVCu double glazing in wood effect light brown.

The luxurious build quality & meticulous attention to detail is visible in every corner of this warm family home. From the dramatic vaulted ceilings, the natural oak finish of the beams, skirtings & architraves to the perfectly crafted chef's kitchen & bathrooms. A tranquil retreat for relaxing downtime, which will also suit the most active of families, with stunning Gower beaches & woodland adventures on your doorstep. Externally, the property features a huge front garden, with automated gate, long winding driveway, parking area, detached garage & rear raised deck with sunken hot tub. Call to view now!

Porch

5'5" x 3'9" (1.66 x 1.15)

Hallway

15'7" x 10'11" (4.77 x 3.34)

Bedroom One

16'10" x 14'4" (5.15 x 4.37)





En-Suite One

7'2" x 5'2" (2.20 x 1.60)

Reception Room One

18'0" x 14'1" (5.49 x 4.31)

Sun Room

12'2" x 8'8" (3.71 x 2.66)

Inner Hallway

29'6" x 3'2" (9.01 x 0.97)

Reception Room Two

12'0" x 10'9" (3.67 x 3.28)

Study/Office

11'4" x 7'5" (3.47 x 2.27)

Kitchen/Dining Room

26'8" x 14'4" (8.15 x 4.37)

Utility Room

11'3" x 9'3" (3.45 x 2.83)

Bathroom One

5'4" x 5'4" (1.63 x 1.63)

Landing

7'0" x 2'11" (2.14 x 0.90)

Bathroom Two

10'3" x 6'9" (3.14 x 2.06)

Bedroom Two

15'8" x 7'1" (4.79 x 2.17)

Bedroom Three

12'3" x 10'7" (3.74 x 3.25)

Bedroom Four

15'0" x 14'3" (4.59 x 4.35)

En-Suite Two

7'10" x 3'8" (2.41 x 1.14)

External & Location



Floor Plan



THIS FLOORPLAN IS PROVIDED WITHOUT WARRANTY OF ANY KIND. SENSOPIA DISCLAIMS ANY WARRANTY INCLUDING, WITHOUT LIMITATION, SATISFACTORY QUALITY OR ACCURACY OF DIMENSIONS.

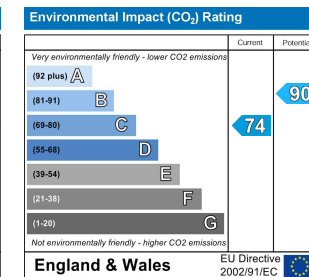
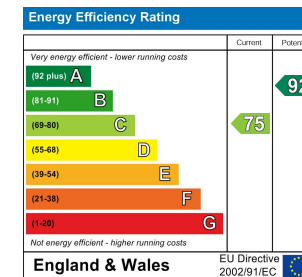
Viewing

Please contact us on 01792 465822 if you wish to arrange a viewing appointment for this property or require further information.

Area Map



Energy Efficiency Graph



Smiths Homes endeavour to maintain accurate depictions of properties in Virtual Tours, Floor Plans and descriptions, however, these are intended only as a guide and purchasers must satisfy themselves by personal inspection.

Unit 4, 270 Cockett Road, Swansea, SA2 0FN
 T: 01792 465822 E: info@smithslettings.com W: www.smithshomes.com

