



Cauldwell

PROPERTY SERVICES



12 Chetwode Avenue, Monkston, MK10 9EJ

£330,000

CAULDWELL are delighted to offer for sale modern three bedroom family home, with accommodation set over three floors. This spacious and versatile property is situated in the ever sought after area of Monkston on the east side of Milton Keynes. Accommodation briefly comprises; entrance hall, kitchen/dining room with a door leading to the rear garden and a converted integral garage. To the first floor, there are two well proportioned bedrooms, family bathroom. To the second floor there is lounge and the principal bedroom. Externally there is an enclosed rear garden, driveway and a converted garage. Energy rating D. Council tax band C.

Monkston is ideally located east side of Milton Keynes, within a short distance to the Kingston Shopping centre. The Shopping centre has an array of shops such as: Tesco superstore, home sense, Costa, Smash Burger, Nando's, Boots and many more, Gym facilities are also close by. This area is also located within a short distance from the junction 13 M1 motorway and Central Milton Keynes.

Council tax band: C
Energy rating: C

ENTRANCE HALL

Front entrance door. Stairs to first floor. Door to kitchen/diner and garage conversion.

GARAGE CONVERSION 10'3" x 8'1" (3.14 x 2.47)

Insulated walls.

KITCHEN/DINER 12'4" x 8'10" (3.77 x 2.71)

Fitted with a range of soft close wall and base units with worksurfaces incorporating sink drainer and mixer tap. Built in oven, four ring hob and extractor hood. Plumbing for washing machine, dishwasher and tumble dryer. Space for fridge freezer. Splash back tiling. Two double glazed windows to rear. Radiator. Tiled flooring. Double glazed door to rear.

FIRST FLOOR LANDING

Stairs to second floor. Door to living room and door to bedroom two. Radiator.

LIVING ROOM 15'10" x 12'5" (4.85 x 3.79)

Double glazed window to front. Radiator.

BEDROOM TWO 12'5" x 8'11" (3.79 x 2.72)

Double glazed window to rear. Radiator.

SECOND FLOOR LANDING

Doors to bedrooms one, three and shower room. Loft access. Airing cupboard.

BEDROOM ONE 12'4" x 10'4" (3.78 x 3.16)

Double glazed window to front. Radiator.

BEDROOM THREE 12'4" x 8'11" (3.77 x 2.72)

Double glazed window to rear. Radiator.

FAMILY BATHROOM

Three piece suite comprising walk in tiled shower cubicle with wall mounted shower, low level wc and wash hand basin. Heated towel rail.

REAR GARDEN

Enclosed and laid to lawn with wooden fence surround.

FRONT GARDEN

Hardstanding driveway.

GARAGE

Part converted. Up and over door.

COUNCIL TAX BAND

Council tax band C. Sourced from <https://www.gov.uk/council-tax-bands>

All measurements are approximate. The mention of appliances and/or services within these sales particulars does not imply that they are in full efficient working order. Please note that any services, heating systems or appliances have not been tested and no warranty can be given or implied as to their working order. MORTGAGE & FINANCIAL - The Mortgage Store can provide you with up to the

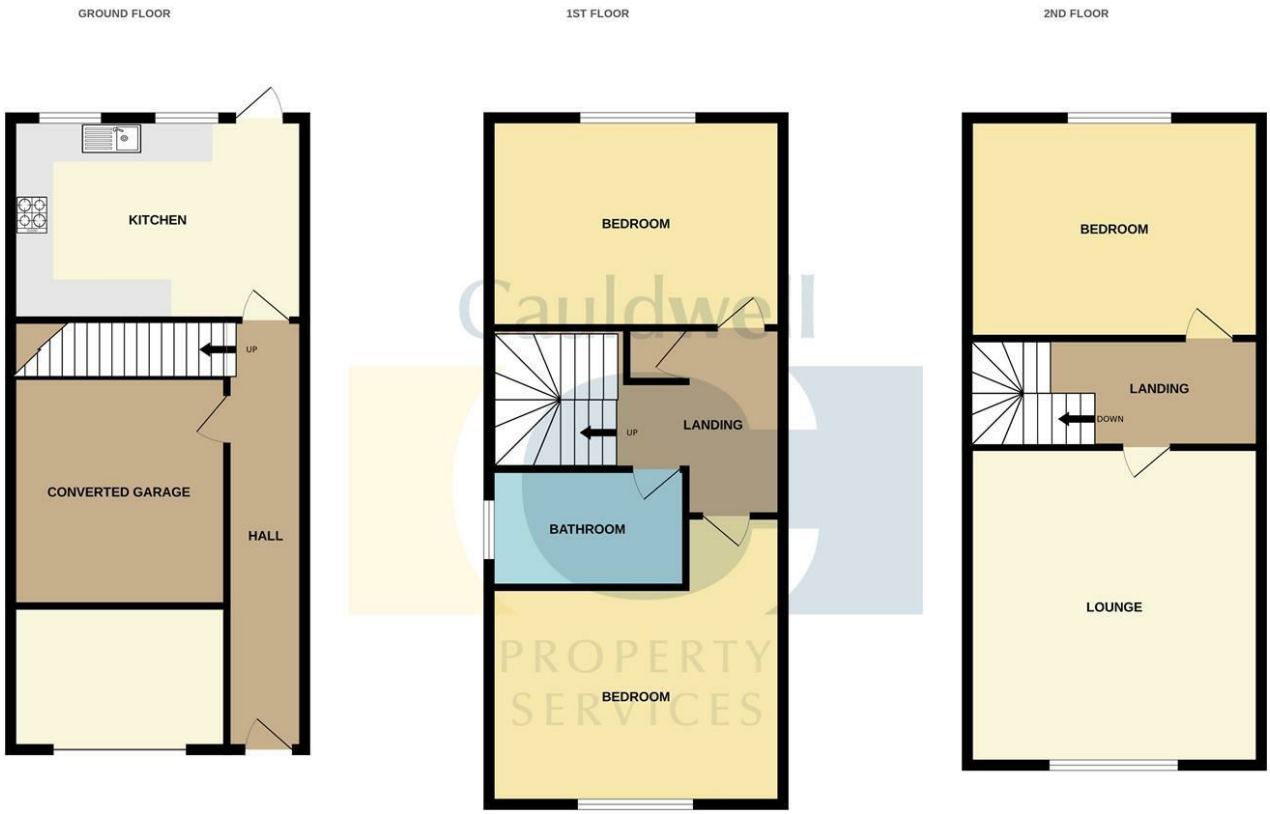
minute information on all available rates. To arrange an appointment, telephone this office **YOUR HOME IS AT RISK IF YOU DO NOT KEEP UP REPAYMENTS ON A MORTGAGE OR OTHER LOANS SECURED ON IT.** Full quotation available on request. A suitable life policy may be required. Loans subject to status. Minimum age 18.

The above details have been submitted to our clients but at the moment have not been approved by them and we therefore cannot guarantee their accuracy and they are distributed on this basis. Please ensure that you have a copy of our approved details before committing yourself to any expense.

MORTGAGE & FINANCIAL - The Mortgage Store can provide you with up to the minute information on all available rates. To arrange an appointment, telephone this office **YOUR HOME IS AT RISK IF YOU DO NOT KEEP UP REPAYMENTS ON A MORTGAGE OR OTHER LOANS SECURED ON IT.** Full quotation available on request. A suitable life policy may be required. Loans subject to status. Minimum age 18.

We routinely refer customers to Franklins solicitors, Gough Thorne and The Mortgage Store. It is your decision whether you choose to deal with them, in making that decision, you should know that we receive a referral fee in the region of £80 to £250 for recommending you to them

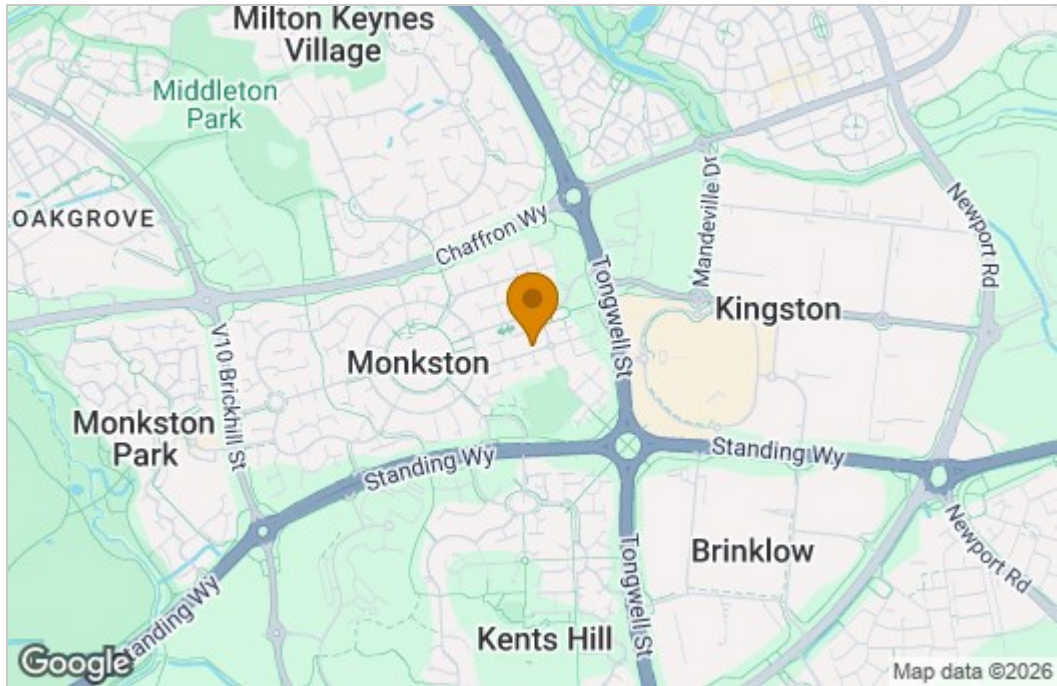
Floor Plan



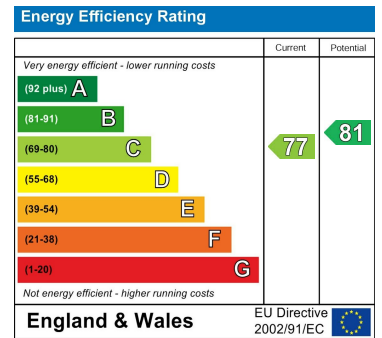
TOTAL FLOOR AREA : 915sq.ft. (85.0 sq.m.) approx.
 Whilst every attempt has been made to ensure the accuracy of the floorplan contained here, measurements of doors, windows, rooms and any other items are approximate and no responsibility is taken for any error, omission or mis-statement. This plan is for illustrative purposes only and should be used as such by any prospective purchaser. The services, systems and appliances shown have not been tested and no guarantee as to their operability or efficiency can be given.
 Made with Metropix ©2024



Area Map



Energy Efficiency Graph



These particulars, whilst believed to be accurate are set out as a general outline only for guidance and do not constitute any part of an offer or contract. Intending purchasers should not rely on them as statements of representation of fact, but must satisfy themselves by inspection or otherwise as to their accuracy. No person in this firm's employment has the authority to make or give any representation or warranty in respect of the property.