

# Ist Call

SALES AND LETTINGS



## Chester Avenue, Southend-On-Sea, SS1 2YW

**£245,000 - Leasehold - Share of Freehold**

Offered with no onward chain and the valuable benefit of a 50% share of the freehold, this spacious two-bedroom first floor apartment occupies one of Southend's most enviable positions. Located just yards from both the stunning seafront and the beautiful Southchurch Park, you'll enjoy the rare luxury of having coastal walks and tranquil green spaces literally on your doorstep. The accommodation showcases excellent proportions throughout, beginning with an impressive 17'6" front lounge that provides generous space for both relaxation and entertaining. The well-appointed kitchen offers the perfect blend of functionality and comfort, being large enough to accommodate dining - ideal for intimate meals or casual breakfast gatherings with family and friends. One of the property's most distinctive features is the direct access to a west-facing rear garden - an exceptional asset for a first floor apartment.

This private outdoor sanctuary captures beautiful evening sunlight, creating the perfect setting for al fresco dining, gardening pursuits, or simply unwinding. The combination of freehold ownership, prime coastal location, and unique garden access makes this an outstanding investment opportunity. Whether you're seeking a permanent residence near the sea, a weekend retreat, or a property with strong rental potential, this apartment ticks every box.

This exceptional property represents a rare opportunity to secure both lifestyle and investment benefits in one of Southend's most sought-after areas.

Viewing is absolutely essential to fully appreciate the location, space, and unique features this remarkable apartment offers.

### Accommodation comprising

Front door leading to communal entrance lobby with own front door to...

### Entrance Hall

Staircase to first floor landing, radiator, built in storage cupboard, loft access, smooth plastered ceiling with inset spotlights, doors off to...

### Lounge 17'6 x 14'9 into bay (5.33m x 4.50m into bay)



Double glazed bay window and additional double glazed window to front, radiator, feature brick fireplace with matching hearth and timber mantle, coved ceiling...



### Bedroom 1 12'5 x 12' (3.78m x 3.66m)



Double glazed window to rear, radiator, laminate wood flooring, coved ceiling...



### Bathroom 8'7 x 7'9 max overall (2.62m x 2.36m max overall)



White suite comprising panelled bath with electric shower unit over, pedestal wash hand basin, low level W.C., fully tiled walls, radiator, two obscure double glazed windows to side...

**Bedroom 2 8'7 x 8'6 (2.62m x 2.59m)**



Double glazed window to side, radiator, laminate wood flooring...

**Kitchen/ Diner 11'11 x 10'1 (3.63m x 3.07m)**



Range of fitted base units with complementing roll edged working surfaces over, inset single drainer stainless steel sink unit, gas cooker to remain, space and plumbing for washing machine, space for fridge/ freezer, breakfast bar, matching range of wall mounted units, radiator, tiled splashbacks, wall mounted gas central heating & hot water boiler, double glazed window to rear, double glazed door providing access to...



**Rear Garden**



Timber balcony accessed from the kitchen with stairs down to own west facing rear garden, mostly laid with concrete...



# Floor Plan

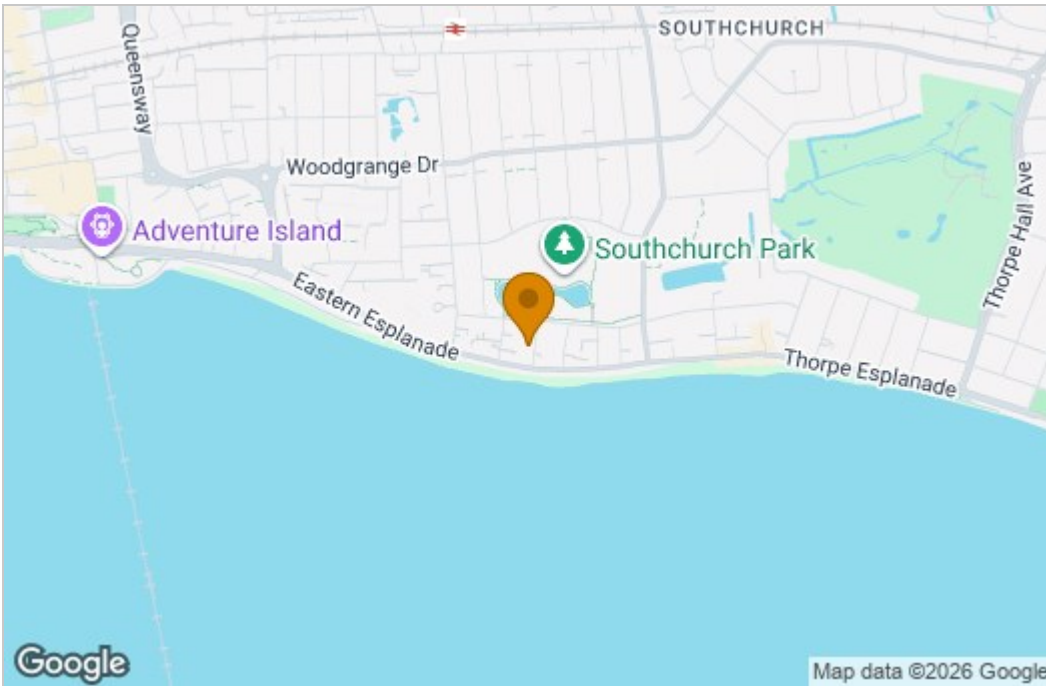
FIRST FLOOR  
770 sq. ft. (71.6 sq. m.) approx.



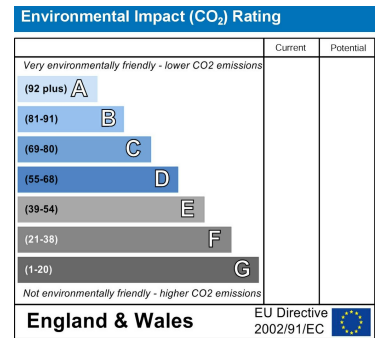
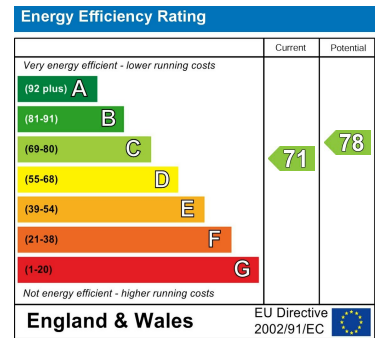
TOTAL FLOOR AREA : 770 sq. ft. (71.6 sq. m.) approx.

Whilst every attempt has been made to ensure the accuracy of the floorplan contained here, measurements of doors, windows, rooms and any other items are approximate and no responsibility is taken for any error, omission or mis-statement. This plan is for illustrative purposes only and should be used as such by any prospective purchaser. The services, systems and appliances shown have not been tested and no guarantee as to their operability or efficiency can be given.  
Made with Metropix ©2025

# Area Map



# Energy Efficiency Graph



These particulars, whilst believed to be accurate are set out as a general outline only for guidance and do not constitute any part of an offer or contract. Intending purchasers should not rely on them as statements of representation of fact, but must satisfy themselves by inspection or otherwise as to their accuracy. No person in this firm's employment has the authority to make or give any representation or warranty in respect of the property.