



# Home Report

[shepherd.co.uk](http://shepherd.co.uk)



Whyte  
&Barrie



## Contents

---

1. Scottish Single Survey
  2. Energy Performance Certificate
  3. Property Questionnaire
-



# Scottish Single Survey



# Single Survey

survey report on:

<b>Property address</b>	Symington Mill Farm Biggar Road Symington Biggar ML12 6LW
<b>Customer</b>	Mrs Jane Allison
<b>Customer address</b>	Symington Mill Farm Biggar Road Symington Biggar ML12 6LW
<b>Prepared by</b>	Shepherd Chartered Surveyors
<b>Date of inspection</b>	02/04/2026



[www.shepherd.co.uk](http://www.shepherd.co.uk)

## PART 1 - GENERAL

### 1.1 THE SURVEYORS

The Seller has engaged the Surveyors to provide the Single Survey Report and a generic Mortgage Valuation Report for Lending Purposes. The Seller has also engaged the Surveyors to provide an Energy Report in the format prescribed by the accredited Energy Company.

The Surveyors are authorised to provide a transcript or retype of the generic Mortgage Valuation Report on to Lender specific pro-forma. Transcript reports are commonly requested by Brokers and Lenders. The transcript report will be in the format required by the Lender but will contain the same information, inspection date and valuation figure as the generic Mortgage Valuation Report and the Single Survey. The Surveyors will decline any transcript request which requires the provision of information additional to the information in the Report and the generic Mortgage Valuation Report until the Seller has conditionally accepted an offer to purchase made in writing.

Once the Seller has conditionally accepted an offer to purchase made in writing, the Purchaser's lender or conveyancer may request that the Surveyors provide general comment on standard appropriate supplementary documentation. In the event of a significant amount of documentation being provided to the Surveyors, an additional fee may be incurred by the Purchaser. Any additional fee will be agreed in writing.

If information is provided to the Surveyors during the conveyancing process which materially affects the valuation stated in the Report and generic Mortgage Valuation Report, the Surveyors reserve the right to reconsider the valuation. Where the Surveyors require to amend the valuation in consequence of such information, they will issue an amended Report and generic Mortgage Valuation Report to the Seller. It is the responsibility of the Seller to ensure that the amended Report and generic Mortgage Valuation Report are transmitted to every prospective Purchaser.

The individual Surveyor will be a member of the Royal Institution of Chartered Surveyors who is competent to survey, value and report upon Residential Property<sup>1</sup>.

If the Surveyors have had a previous business relationship within the past two years with the Seller or Seller's Agent or relative to the property, they will be obliged to indicate this by marking the adjacent box.

The Surveyors have a written complaints handling procedure. This is available from the offices of the Surveyors at the address stated.

### 1.2 THE REPORT

The Surveyors will not provide an amended Report on the Property, except to correct factual inaccuracies.

The Report will identify the nature and source of information relied upon in its preparation.

The Surveyor shall provide a Market Value of the Property, unless the condition of the Property is such that it would be inappropriate to do so. A final decision on whether a loan will be granted rests with the Lender who may impose retentions in line with their lending criteria. The date of condition and value of the property will be the date of inspection.

Prior to 1 December 2008, Purchasers have normally obtained their own report from their chosen Surveyor. By contrast, a Single Survey is instructed by the Seller and made available to all potential Purchasers in expectation that the successful Purchaser will have relied upon it. The Royal Institution of Chartered Surveyors rules require disclosure of any potential conflict of interest when acting for the Seller and the Purchaser in the same transaction. The Single Survey may give rise to a conflict of interest and if this is of concern to any party they are advised to seek their own independent advice.

The Report and any expressions or assessments in it are not intended as advice to the Seller or Purchaser or any other person in relation to an asking price or any other sales or marketing decisions.

<sup>1</sup> Which shall be in accordance with the current RICS Valuation Standards (The Red Book) and RICS Rules of Conduct.

The Report is based solely on the Property and is not to be relied upon in any manner whatsoever when considering the valuation or condition of any other property.

If certain minor matters are mentioned in the Report it should not be assumed that the Property is free of other minor defects.

Neither the whole nor any part of the Report may be published in any way, reproduced or distributed by any party other than the Seller, prospective purchasers and the Purchaser and their respective professional advisers without the prior written consent of the Surveyors.

## 1.3 LIABILITY

The Report is prepared with the skill and care reasonably to be expected of a competent residential surveyor who is a member of the Royal Institution of Chartered Surveyors.

The Report is addressed to the Seller and was prepared in the expectation that it (or a complete copy) along with these Terms and Conditions (or a complete copy) would (or, as the case might be, would have been) be disclosed and delivered to:

- the Seller;
- any person(s) noting an interest in purchasing the Property from the Seller;
- any person(s) who make(s) (or on whose behalf is made) an offer to purchase the Property, whether or not that offer is accepted by the Seller;
- the Purchaser; and
- the professional advisers of any of these.

The Surveyors acknowledge that their duty of skill and care in relation to the Report is owed to the Seller and to the Purchaser. The Surveyors accept no responsibility or liability whatsoever in relation to the Report to persons other than the Seller and the Purchaser. The Seller and Purchaser should be aware that if a Lender seeks to rely on this Report they do so at their own risk. In particular, the Surveyors accept no responsibility or liability whatsoever to any Lender in relation to the Report. Any such Lender relies upon the Report entirely at their own risk.

## 1.4 GENERIC MORTGAGE VALUATION REPORT

The Surveyors undertake to the Seller that they will prepare a generic Mortgage Valuation Report, which will be issued along with the Single Survey. It is the responsibility of the Seller to ensure that the generic Mortgage Valuation Report is provided to every potential Purchaser.

## 1.5 TRANSCRIPT MORTGAGE VALUATION FOR LENDING PURPOSES

The Surveyors undertake that on being asked to do so by a prospective purchaser, or his/her professional advisor or Lender, they will prepare a Transcript Mortgage Valuation Report for Lending Purposes on terms and conditions to be agreed between the Surveyors and Lender and solely for the use of the Lender and upon which the Lender may rely. The decision as to whether finance will be provided is entirely a matter for the Lender. The Transcript Mortgage Valuation Report will be prepared from information contained in the Report and the generic Mortgage Valuation Report<sup>2</sup>.

## 1.6 INTELLECTUAL PROPERTY

All intellectual property rights whatsoever (including copyright) in and to the Report, excluding the headings and rubrics, are the exclusive property of the Surveyors and shall remain their exclusive property unless

---

<sup>2</sup> Which shall be in accordance with the current RICS Valuation Standards (The Red Book) and RICS Rules of Conduct.

they assign the same to any other party in writing.

## 1.7 PAYMENT

The Surveyors are entitled to refrain from delivering the Report to anyone until the fee and other charges for it notified to the Seller have been paid. Additional fees will be charged for subsequent inspections and Reports.

## 1.8 CANCELLATION

The Seller will be entitled to cancel the inspection by notifying the Surveyor's office at any time before the day of the inspection.

The Surveyor will be entitled not to proceed with the inspection (and will so report promptly to the Seller) if after arriving at the property, the Surveyor concludes that it is of a type of construction of which the Surveyor has insufficient specialist knowledge to be able to provide the inspection satisfactorily. The Surveyor will also be entitled not to proceed if after arriving at the property, the surveyor concludes that the property is exempt under Part 3 of The Housing (Scotland) Act 2006 as detailed in the (Prescribed Documents) Regulations 2008. If there is a potential threat to their health or personal safety, the inspection may be postponed or cancelled, at the Surveyor's discretion.

In the case of cancellation or the inspection not proceeding, the Surveyor will refund any fees paid by the Seller for the inspection and Report, except for expenses reasonably incurred and any fee due in light of the final paragraph of this section.

In the case of cancellation by the Seller, for whatever reason, after the inspection has taken place but before a written report is issued, the Surveyor will be entitled to raise an invoice equivalent to 80% of the agreed fee.

## 1.9 PRECEDENCE

If there is any incompatibility between these Terms and Conditions and the Report, these Terms and Conditions take precedence.

## 1.10 DEFINITIONS

- the "Lender" is the party who has provided or intends or proposes to provide financial assistance to the Purchaser towards the purchase of the Property and in whose favour a standard security will be granted over the Property;
- the "Transcript Mortgage Valuation Report for Lending Purposes" means a separate report, prepared by the Surveyor, prepared from information in the Report and the generic Mortgage Valuation Report, but in a style and format required by the Lender. The Transcript Mortgage Valuation Report for Lending Purposes will be prepared with the skill and care reasonably to be expected from a surveyor who is a member of the Royal Institution of Chartered Surveyors and who is competent to survey, value and report on the Property;
- the "Generic Mortgage Valuation Report" means a separate report, prepared by the Surveyor from information in the Report but in the Surveyor's own format;
- the "Market Value" is the estimated amount for which a property should exchange on the date of valuation between a willing buyer and a willing seller in an arm's-length transaction after proper marketing wherein the parties had each acted knowledgeably, prudently and without compulsion;
- the "Property" is the property which forms the subject of the Report;
- the "Purchaser" is the person (or persons) who enters into a contract to buy the Property from the Seller;

- a "prospective Purchaser" is anyone considering buying the Property;
- the "Report" is the report, of the kind described in Part 2 of these Terms and Conditions and in the form set out in part 1 of Schedule 1 of the Housing (Scotland) Act 2006 (Prescribed Documents) Regulations 2008;
- the "Seller" is/are the proprietor(s) of the Property;
- the "Surveyor" is the author of the Report on the Property; and
- the "Surveyors" are the firm or company of which the Surveyor is an employee, director, member or partner (unless the Surveyor is not an employee, director, member or partner, when the "Surveyors" means the Surveyor) whose details are set out at the head of the Report.
- the "Energy Report" is the advice given by the accredited Energy Company, based on information collected by the Surveyor during the Inspection, and also includes an Energy Performance Certificate, in a Government approved format.

## PART 2 - DESCRIPTION OF THE REPORT

### 2.1 THE SERVICE

The Single Survey is a Report by an independent Surveyor, prepared in an objective way regarding the condition and value of the Property on the day of the inspection, and who is a member of the Royal Institution of Chartered Surveyors. It includes an Energy Report as required by Statute and this is in the format of the accredited Energy Company. In addition, the Surveyor has agreed to supply a generic Mortgage Valuation Report.

### 2.2 THE INSPECTION

The Inspection is a general surface examination of those parts of the Property which are accessible: in other words, *visible and readily available for examination from ground and floor levels, without risk of causing damage to the Property or injury to the Surveyor.*

All references to visual inspection refer to an inspection from within the property at floor level and from ground level within the site and adjoining public areas, without the need to move any obstructions. Any references to left or right are taken facing the front of the property.

The Inspection is carried out with the Seller's permission, without causing damage to the building or contents. Furniture, stored items and insulation are not moved.

Unless identified in the report the Surveyor will assume that no harmful or hazardous materials have been used in the construction. The presence or possible consequences of any site contamination will not be researched.

The Surveyor will not carry out an asbestos inspection, and will not be acting as an asbestos inspector in completing a Single Survey of properties that may fall within the Control of Asbestos in the Workplace Regulations. In the case of flats it will be assumed that there is a duty holder, as defined in the Regulations and that a Register of Asbestos and effective Management Plan is in place, which does not require any expenditure, or pose a significant risk to health. No enquiry of the duty holder will be made.

### 2.3 THE REPORT

The Report will be prepared by the Surveyor who carried out the property inspection and will describe various aspects of the property as defined by the headings of the Single Survey report with the comments

being general and unbiased. The report on the location, style and condition of the property, will be concise and will be restricted to matters that could have a material effect upon value and will omit items that, in the Surveyor's opinion, are not significant. If certain minor matters are mentioned, it should not be interpreted that the property is free of any other minor defects.

Throughout the Report, the following repair categories will be used to give an overall opinion of the state of repair and condition of the property.

- 1 Category 3: Urgent repairs or replacement are needed now. Failure to deal with them may cause problems to other parts of the property or cause a safety hazard. Estimates for repairs or replacement are needed now.
- 2 Category 2: Repairs or replacement requiring future attention, but estimates are still advised.
- 3 Category 1: No immediate action or repair is needed.

**WARNING:** If left unattended, even for a relatively short period, Category 2 repairs can rapidly develop into more serious Category 3 repairs. The existence of Category 2 or Category 3 repairs may have an adverse effect on marketability, value and the sale price ultimately achieved for the property. This is particularly true during slow market conditions when the effect can be considerable.

Parts of the property, which cannot be seen or accessed, will not be reported upon and this will be stated. If the Surveyor suspects that a defect may exist within an unexposed area and which could have a material effect upon the value, he may recommend further investigation by specialist contractors.

## 2.4 SERVICES

Surveyors are not equipped or qualified to test the services and therefore no comment can be interpreted as implying that the design, installation and function of the services are in accordance/compliance with regulations, safety and efficiency expectations. However, comment is made where there is cause to suspect significant defects or shortcomings with the installations. No tests are made of any services or appliances.

## 2.5 ACCESSIBILITY

A section is included to help identify the basic information interested parties need to know to decide whether to view a property.

## 2.6 ENERGY REPORT

A section is included that makes provision for an Energy Report, relative to the property. The Surveyor will collect physical data from the property and provide such data in a format required by an accredited Energy Company. The Surveyor cannot of course accept liability for any advice given by the Energy Company.

## 2.7 VALUATION AND CONVEYANCER ISSUES

The last section of the Report contains matters considered relevant to the Conveyancer (Solicitor). It also contains the Surveyor's opinion both of the market value of the property and of the re-instatement cost, as defined below.

"Market Value" *The estimated amount for which a property should exchange on the date of valuation between a willing buyer and a willing seller in an arm's-length transaction after proper marketing wherein the parties had each acted knowledgeably, prudently and without compulsion.* In arriving at the opinion of the Market Value the Surveyor also makes various standard assumptions covering, for example, vacant possession; tenure and other legal considerations; contamination and hazardous materials; the condition of un-inspected parts; the right to use mains services; and the exclusion of curtains, carpets etc. from the valuation. In the case of flats, the following further assumptions are made that:

- There are rights of access and exit over all communal roadways, corridors, stairways etc. and to use

# Terms and Conditions

communal grounds, parking areas, and other facilities;

- There are no particularly troublesome or unusual legal restrictions;
- There is no current dispute between the occupiers of the flats or any outstanding claims or losses; and the costs of repairs to the building are shared among the co-proprietors on an equitable basis.

Any additional assumption, or any found not to apply, is reported.

"Re-instatement cost" *is an estimate for insurance purposes of the current cost of rebuilding the Property in its present form* unless otherwise stated. This includes the cost of rebuilding the garage and permanent outbuildings, site clearance and professional fees, but excludes VAT (except on the fees).

Sellers or prospective Purchasers may consider it prudent to instruct a reinspection and revaluation after a period of 12 weeks (or sooner if appropriate) to reflect changing circumstances in the market and/or in the physical condition of the Property.

## 1. Information and scope of inspection

This section tells you about the type, accommodation, neighbourhood, age and construction of the property. It also tells you about the extent of the inspection and highlights anything that the surveyor could not inspect.

All references to visual inspection refer to an inspection from within the property without moving any obstructions and externally from ground level within the site and adjoining public areas. Any references to left or right in a description of the exterior of the property refer to the view of someone standing facing that part of the property from the outside.

The inspection is carried out without causing damage to the building or its contents and without endangering the occupiers or the surveyor. Heavy furniture, stored items and insulation are not moved. Unless identified in the report the surveyor will assume that no harmful or hazardous materials or techniques have been used in the construction. The presence or possible consequences of any site contamination will not be researched.

Services such as TV/cable connection, internet connection, swimming pools and other leisure facilities etc. will not be inspected or reported on.

<b>Description</b>	Detached house.
<b>Accommodation</b>	Ground Floor: Entrance porch, hallway, sitting room, dining room, ground floor bedroom, study/small bedroom, kitchen, utility room, rear entrance porch and wet room shower.  Upper Floor: Three bedrooms with study of rear bedroom.
<b>Gross internal floor area (m<sup>2</sup>)</b>	159m <sup>2</sup> approximately.
<b>Neighbourhood and location</b>	The property is the former farmhouse and outbuildings of a dairy farm that sit on the fringe of the rural village of Symington and within reasonable travelling distance of local amenities and facilities including primary school, shopping and transport links. High school and further shopping and transport links are available in the town of Biggar approximately 3 miles distant.
<b>Age</b>	Built pre 1900.
<b>Weather</b>	Dry.
<b>Chimney stacks</b>	<b>Visually inspected with the aid of binoculars where appropriate.</b>  There are four stone chimneys to the house.

<b>Roofing including roof space</b>	<p><b>Sloping roofs were visually inspected with the aid of binoculars where appropriate.</b></p> <p><b>Flat roofs were visually inspected from vantage points within the property and where safe and reasonable to do so from a 3m ladder externally.</b></p> <p><b>Roof spaces were visually inspected and were entered where there was safe and reasonable access, normally defined as being from a 3m ladder within the property.</b></p> <p><b>If this is not possible, then physical access to the roof space may be taken by other means if the Surveyor deems it safe and reasonable to do so.</b></p> <p>The main roof areas are pitched with slates. Within the roof space the ceilings are insulated.</p>
<b>Rainwater fittings</b>	<p><b>Visually inspected with the aid of binoculars where appropriate.</b></p> <p>Rainwater fittings are of cast iron.</p>
<b>Main walls</b>	<p><b>Visually inspected with the aid of binoculars where appropriate.</b></p> <p><b>Foundations and concealed parts were not exposed or inspected.</b></p> <p>The original sections of the property are of 600mm solid stone construction with a painted rough cast to the front. The rear projection is of 300mm cavity construction with a rough cast finish externally and a single storey left hand extension is of 350mm brick cavity construction with a painted render externally.</p>
<b>Windows, external doors and joinery</b>	<p><b>Internal and external doors were opened and closed where keys were available.</b></p> <p><b>Random windows were opened and closed where possible.</b></p> <p><b>Doors and windows were not forced open.</b></p> <p>Windows and doors are of UPVC double glazed design and would appear to be date stamped for installation 2005 although some maybe from different dates. Timber fascia boards and eaves rafter ends.</p>

# Single Survey

<p><b>External decorations</b></p>	<p><b>Visually inspected.</b></p> <p>Painted finishes to external walls, rainwater/drainage goods and external timbers.</p>
<p><b>Conservatories / porches</b></p>	<p><b>Visually inspected.</b></p> <p>There is a small front and rear entrance porch.</p>
<p><b>Communal areas</b></p>	<p><b>Circulation areas visually inspected.</b></p> <p>N/A</p>
<p><b>Garages and permanent outbuildings</b></p>	<p><b>Visually inspected.</b></p> <p>There is an attached garage/workshop which is of stone construction with a pitched and slated roof.</p> <p>The property was formerly a working dairy farm and there are several outbuildings relative to that former use still present. These are as follows:</p> <p>BLACK SHED - (Hen-house, Workshop and Log Store) extending to approximately 91m<sup>2</sup>          DAIRY - (Milking Shed, Byre, Stores, Calf Shed etc) extending to approximately 289m<sup>2</sup>          CORN MILL - (Mill stores, Wheel house etc) extending to approximately 116m<sup>2</sup>          STABLES/HAY SHED - extending to approximately 52m<sup>2</sup></p>
<p><b>Outside areas and boundaries</b></p>	<p><b>Visually inspected.</b></p> <p>There are gardens to the front laid to lawn with mature tree lined areas and stone boundary walls. A driveway sweeps in front of the house with smaller roads and footpaths off. A paddock sits to the rear with the many outbuildings occupying the front left section of the site and to the rear of the house. It is understood the site extends to approximately 1.25 acres.</p> <p>Boundaries are reasonably well defined but only reference to Titles by Solicitors will clarify the exact extent and location of boundaries relative to the subject property.</p>
<p><b>Ceilings</b></p>	<p><b>Visually inspected from floor level.</b></p> <p>Ceilings are of "lath and plaster" (plaster held on thin wooden strips), fibreboard and plasterboard (or similar) with mainly painted finishes.</p>

<p><b>Internal walls</b></p>	<p><b>Visually inspected from floor level.</b></p> <p><b>Using a moisture meter, walls were randomly tested for dampness where considered appropriate.</b></p> <p>Internal walls are a mixture of lath and plaster, plastered masonry and plasterboard (or similar) with papered, painted, tiled and PVC finishes.</p>
<p><b>Floors including sub floors</b></p>	<p><b>Surfaces of exposed floors were visually inspected. No carpets or floor coverings were lifted.</b></p> <p><b>Physical access to the sub floor area may be taken if the Surveyor deems it is safe and reasonable to do so, and subject to a minimum clearance of 1m between the underside of floor joists and the solum as determined from the access hatch.</b></p> <p><b>Sub-floor areas were inspected only to the extent visible from a readily accessible and unfixated hatch by way of an inverted "head and shoulders" inspection at the access point.</b></p> <p>Floors are generally of suspended timber design with the exception of the entrance area, dining room and porches which are of concrete construction. Fitted floor coverings to most areas.</p>
<p><b>Internal joinery and kitchen fittings</b></p>	<p><b>Built-in cupboards were looked into but no stored items were moved.</b></p> <p><b>Kitchen units were visually inspected excluding appliances.</b></p> <p>Internal joinery is of a painted finish. Kitchen fittings comprise a variety of wall and base units with stainless steel sink and electric cooker.</p>
<p><b>Chimney breasts and fireplaces</b></p>	<p><b>Visually inspected.</b></p> <p><b>No testing of the flues or fittings was carried out.</b></p> <p>There are chimney breasts to the main apartments of the property with open coal fires throughout.</p>
<p><b>Internal decorations</b></p>	<p><b>Visually inspected.</b></p> <p>Papered, painted, tiled and PVC finishes.</p>

# Single Survey

<b>Cellars</b>	<p><b>Visually inspected where there was a safe and purpose-built access.</b></p> <p>N/A</p>
<b>Electricity</b>	<p><b>Accessible parts of the wiring were visually inspected without removing fittings. No tests whatsoever were carried out to the system or appliances. Visual inspection does not assess any services to make sure they work properly and efficiently and meet modern standards. If any services are turned off, the surveyor will state that in the report and will not turn them on.</b></p> <p>From mains. The consumer unit and meter are located in a boxed cupboard within the hallway.</p>
<b>Gas</b>	<p><b>Accessible parts of the system were visually inspected without removing fittings. No tests whatsoever were carried out to the system or appliances. Visual inspection does not assess any services to make sure they work properly and efficiently and meet modern standards. If any services are turned off, the surveyor will state that in the report and will not turn them on.</b></p> <p>No mains supply.</p>
<b>Water, plumbing, bathroom fittings</b>	<p><b>Visual inspection of the accessible pipework, water tanks, cylinders and fittings without removing any insulation.</b></p> <p><b>No tests whatsoever were carried out to the system or appliances.</b></p> <p>From mains. The ground floor shower room comprises WC, wash hand basin and wet room floor. Electric shower unit.</p>
<b>Heating and hot water</b>	<p><b>Visual inspection of the accessible pipework, water tanks, cylinders and fittings without removing any insulation.</b></p> <p><b>No tests whatsoever were carried out to the system or appliances.</b></p> <p>Space heating and hot water is provided by the "Worcester Greenstar Heatslave II 25/32 ERP+" oil-fired boiler which is floor mounted in the utility room and was installed circa 2022 (per seller).</p>

<b>Drainage</b>	<p><b>Drainage covers etc. were not lifted.</b></p> <p><b>Neither drains nor drainage systems were tested.</b></p> <p>Drainage to a septic tank. Reference to Titles will clarify the details.</p>
<b>Fire, smoke and burglar alarms</b>	<p><b>Visually inspected.</b></p> <p><b>No tests whatsoever were carried out to the system or appliances.</b></p> <p>There are smoke detectors.</p> <p>IMPORTANT NOTE: Fire Safety Legislation effective from February 2022 requires a smoke alarm to be installed in the room most frequently used for living purposes and in every circulation space on each floor. A heat detecting alarm must be installed in every kitchen area and all smoke and heat alarms must be ceiling mounted and interlinked. Where there is a carbon-fuelled appliance e.g. central heating boiler, open fire, wood burning stove etc, a carbon monoxide detector is also required. The purchaser(s) should appraise themselves of the requirements of this legislation and engage with appropriately accredited contractors to ensure compliance.</p> <p><b>ALARMS</b></p> <p>Purchasers should confirm with appropriate qualified installers as to whether any burglar alarm/security equipment is compliant and/or functional because testing or reporting on security installations is outside the scope of this report.</p>

## Any additional limits to inspection

## For flats / maisonettes

**Only the subject flat and internal communal areas giving access to the flat were inspected.**

**If the roof space or under-building / basement is communal, reasonable and safe access is not always possible. If no inspection was possible, this will be stated. If no inspection was possible, the surveyor will assume that there are no defects that will have a material effect on the valuation.**

**The building containing the flat, including any external communal areas, was visually inspected only to the extent that the surveyor is able to give an opinion on the general condition and standard of maintenance.**

The property was unoccupied with some furnishings and fitted floor coverings. Insulation material within the roof space limited the inspection. Some outbuildings are in a dangerous state and safe access was not possible. All unseen areas are assumed to be free from defect.

Floors have varying styles of covering. It was not possible to inspect areas of flooring beneath the baths, shower cubicles, WCs or similar water using appliances and accordingly no comment can be made on the condition of enclosed flooring.

Services have not been tested. To have these tested arrangements should be made with suitably qualified electricians, plumbers, heating engineers, etc.

Windows and external doors were not all fully opened or tested.

The construction materials described in this report should not be considered as an exact specification. They are described for general guide only and based on a non-disruptive, visual inspection.

Due to the nature and/or age of some properties, deleterious materials e.g. asbestos or Reinforced Autoclaved Aerated Concrete (RAAC) can be present in the building fabric and/or the finished surfaces to such e.g. hidden walls or roof sections, textured coatings such as Artex, floor/ceiling/wall tiles, claddings, linings etc. If any of these elements are applicable to the property under report and should you require certainty of the construction of any part of the property (including any outbuildings or garages) then a detailed Building Survey or sample testing of materials by qualified technicians/scientists would be required. This degree of reporting is clearly outside the scope of the Home Report.

This is not an Asbestos survey and should not be construed as such. Should an inspection to identify asbestos or other deleterious materials within the property e.g. Reinforced

Autoclaved Aerated Concrete (RAAC) be required this should be provided by suitably qualified specialists under separate instructions.

An inspection for Japanese Knotweed was not carried out. This is a plant which is subject to control regulation, is considered to be invasive and one which can render a property unsuitable for some mortgage lenders. It is therefore assumed that there is no Japanese Knotweed within the boundaries of the property or its neighbouring property. Identification of Japanese Knotweed is best undertaken by a specialist contractor.

Adverse weather conditions can expose underlying defects to parts of the building fabric, garden grounds, outbuildings and boundaries that are not apparent during good or dry conditions. This is particularly the case with rainwater goods and drainage channels, flashings/abutments, windows and door seals, ground level surface areas/drains e.g. at extensions, conservatories, garages or with neighbouring property. A good maintenance programme is essential with regular inspections undertaken by reputable contractors and especially after inclement weather.

## Sectional Diagram showing elements of a typical house




Reference may be made in this report to some or all of the above component parts of the property. This diagram may assist you in locating and understanding these items.


# Single Survey


## 2. Condition


This section identifies problems and tells you about the urgency of any repairs by using one of the following three categories:

Category 3	Category 2	Category 1
Urgent repairs or replacement are needed now. Failure to deal with them may cause problems to other parts of the property or cause a safety hazard. Estimates for repairs or replacement are needed now.	Repairs or replacement requiring future attention, but estimates are still advised.	No immediate action or repair is needed.


 Structural movement	
Repair category	1
Notes	There was no evidence of significant structural movement within the limitations of our inspection.


 Dampness, rot and infestation	
Repair category	1
Notes	Damp meter readings were taken where considered appropriate within the property and moisture levels were found to be within an acceptable range.  There is some wood worm evident to the roof timbers but this appears to be of significant age. It is good practice to monitor and treat as necessary. No significant rot in any area inspected.


 Chimney stacks	
Repair category	2
Notes	All chimneys require varying degrees of re-pointing and repair. Erosion is evident. Regular maintenance will be required.


 Roofing including roof space	
Repair category	2
Notes	Roof slating is of significant age and currently there are several loose missing and cracked roof slates. Rusted flashing straps noted. Some wood worm infestation evident to roof timbers.


# Single Survey

 Rainwater fittings	
Repair category	2
Notes	<p>Corrosion is evident to several sections.</p> <p>It was not raining significantly at the time of inspection and at the time of next heavy rainfall all rainwater goods including ground surface drainage areas and channels should be checked and any deficiencies made good.</p>

 Main walls	
Repair category	2
Notes	<p>No obvious significant defects noted but some general maintenance is required to uneven and cracked roughcast and re-pointing of stone work to walls and window/door surrounds.</p>

 Windows, external doors and joinery	
Repair category	2
Notes	<p>Timber decay is evident to some fascia boards.</p> <p>The seals have perished to several double glazed units which means condensation is now appearing between the panes of glass. Affected units will require replacement.</p> <p>Double glazed units deteriorate as they age and can fail at any time. Opening mechanisms and seals are particularly prone to unexpected failure.</p>

 External decorations	
Repair category	2
Notes	<p>Improvement paint work required to external wall surfaces, rainwater/drainage goods and external timbers.</p>

 Conservatories/porches	
Repair category	1
Notes	<p>No obvious significant defects noted.</p>

# Single Survey



## Communal areas

<b>Repair category</b>	N/A
<b>Notes</b>	N/A



## Garages and permanent outbuildings

<b>Repair category</b>	3
<b>Notes</b>	The various outbuildings as listed above and described require varying degrees of repair with some necessary works of a substantial and costly nature. The former Corn Mill outbuilding and main byre/milking sheds have roof sections which have collapsed and/or are missing. There are significant repairs required to defective wall and roof areas and rotted timberwork internally and externally to all outbuildings. A detailed maintenance programme will be required and it would be prudent to obtain detailed competitive estimates for all necessary repairs prior to concluding purchase.



## Outside areas and boundaries

<b>Repair category</b>	2
<b>Notes</b>	<p>The garden areas are generally well kept but the lands to the rear required some tidying works, pruning and remedial measures.</p> <p>There are tall trees to the front of the property which will require regular pruning.</p>



## Ceilings

<b>Repair category</b>	1
<b>Notes</b>	Within the limitations of our inspection no significant defects were noted.



## Internal walls

<b>Repair category</b>	1
<b>Notes</b>	Within the limitations of our inspection no significant defects were noted.



## Floors including sub-floors

<b>Repair category</b>	1
<b>Notes</b>	Due to fitted carpets and floor coverings in some sections of the house no detailed inspection of floors was possible and accordingly no comment can be made on the condition of unseen areas.

# Single Survey



## Internal joinery and kitchen fittings

<b>Repair category</b>	2
<b>Notes</b>	Signs of wear, tear and ageing.



## Chimney breasts and fireplaces

<b>Repair category</b>	2
<b>Notes</b>	It is assumed that the stove has been installed in accordance with manufacturer's recommendations for fluing and ventilation and has always utilised the correct type of fuel. The appliance has not been tested and is therefore presumed to be in full, safe and working order. All flues should be swept and checked prior to any re-use.



## Internal decorations

<b>Repair category</b>	2
<b>Notes</b>	Signs of wear, tear and ageing.



## Cellars

<b>Repair category</b>	N/A
<b>Notes</b>	N/A



## Electricity

<b>Repair category</b>	1
<b>Notes</b>	The Institution of Engineering Technology recommends that inspections and testings are undertaken at least every five years and on a change of occupancy. It should be appreciated that only the most recently constructed or re-wired properties will have installations which fully comply with IET regulations.



## Gas

<b>Repair category</b>	N/A
<b>Notes</b>	N/A

# Single Survey



## Water, plumbing and bathroom fittings

<b>Repair category</b>	1
<b>Notes</b>	No tests have been undertaken of the system, however within the limitations of our inspection, no significant defects were noted. No inspection has been possible to enclosed timbers beneath wet appliances and no comment has been made on the condition of unseen areas. Watertight seals will require to be regularly checked and replaced, to prevent water damage to adjoining areas.



## Heating and hot water

<b>Repair category</b>	1
<b>Notes</b>	It is assumed that the central heating system has been properly installed, updated and maintained to meet with all current regulations and standards with particular regard to fluing and ventilation requirements. Service records should be obtained and checked. In the absence of service documentation further advice should be obtained from a qualified heating engineer to ascertain the condition, efficiency, and life expectancy of the system.



## Drainage

<b>Repair category</b>	2
<b>Notes</b>	Given the age of the property, as a precautionary measure it would be prudent to have the drainage system checked by a Competent Drainage Contractor prior to occupation.

# Single Survey

Set out below is a summary of the condition of the property which is provided for reference only. You should refer to the previous comments for detailed information.

Structural movement	1
Dampness, rot and infestation	1
Chimney stacks	2
Roofing including roof space	2
Rainwater fittings	2
Main walls	2
Windows, external doors and joinery	2
External decorations	2
Conservatories/porches	1
Communal areas	N/A
Garages and permanent outbuildings	3
Outside areas and boundaries	2
Ceilings	1
Internal walls	1
Floors including sub-floors	1
Internal joinery and kitchen fittings	2
Chimney breasts and fireplaces	2
Internal decorations	2
Cellars	N/A
Electricity	1
Gas	N/A
Water, plumbing and bathroom fittings	1
Heating and hot water	1
Drainage	2

## Category 3

Urgent repairs or replacement are needed now. Failure to deal with them may cause problems to other parts of the property or cause a safety hazard. Estimates for repairs or replacement are needed now.

## Category 2

Repairs or replacement requiring future attention, but estimates are still advised.

## Category 1

No immediate action or repair is needed.

### Remember

The cost of repairs may influence the amount someone is prepared to pay for the property. We recommend that relevant estimates and reports are obtained in your own name.

### Warning

If left unattended, even for a relatively short period, Category 2 repairs can rapidly develop into more serious Category 3 repairs. The existence of Category 2 or Category 3 repairs may have an adverse effect on marketability, value and the sale price ultimately achieved for the property. This is particularly true during slow market conditions where the effect can be considerable.

## 3. Accessibility information

### Guidance notes on accessibility information

*Three steps or fewer to a main entrance door of the property:*

In flatted developments the 'main entrance' would be the flat's own entrance door, not the external door to the communal stair. The 'three steps or fewer' are counted from external ground level to the flat's entrance door. Where a lift is present, the count is based on the number of steps climbed when using the lift.

*Unrestricted parking within 25 metres:*

For this purpose, 'Unrestricted parking' includes parking available by means of a parking permit. Restricted parking includes parking that is subject to parking restrictions, as indicated by the presence of solid yellow, red or white lines at the edge of the road or by a parking control sign, parking meters or other coin-operated machines.

1. Which floor(s) is the living accommodation on?	Ground			
2. Are there three steps or fewer to a main entrance door of the property?	Yes	<input checked="" type="checkbox"/>	No	<input type="checkbox"/>
3. Is there a lift to the main entrance door of the property?	Yes	<input type="checkbox"/>	No	<input checked="" type="checkbox"/>
4. Are all door openings greater than 750mm?	Yes	<input type="checkbox"/>	No	<input checked="" type="checkbox"/>
5. Is there a toilet on the same level as the living room and kitchen?	Yes	<input checked="" type="checkbox"/>	No	<input type="checkbox"/>
6. Is there a toilet on the same level as a bedroom?	Yes	<input checked="" type="checkbox"/>	No	<input type="checkbox"/>
7. Are all rooms on the same level with no internal steps or stairs?	Yes	<input type="checkbox"/>	No	<input checked="" type="checkbox"/>
8. Is there unrestricted parking within 25 metres of an entrance door to the building?	Yes	<input checked="" type="checkbox"/>	No	<input type="checkbox"/>

## 4. Valuation and conveyancer issues

This section highlights information that should be checked with a solicitor or licensed conveyancer. It also gives an opinion of market value and an estimated reinstatement cost for insurance purposes.

### Matters for a solicitor or licensed conveyancer

In addition to the usual legal checks and searches it should be ensured Biggar Road, Symington is a highway maintainable at public expense.

The extent and location of the property boundaries can be confirmed by Solicitors referencing Titles.

There are no known alterations to the property except those already mentioned, but it should be appreciated that without the benefit of original drawings or specific details regarding the property's history it is impossible to confirm the full extent of all alterations, changes or building works which may have required Local Authority, Statutory or some other form of official consent. If knowledge of such works does emerge or is suspected, it is good practise to undertake investigations via the relevant Authority. In these circumstances and if appropriate, we reserve the right to re-appraise the valuation.

Unless stated otherwise within this report and in the absence of any information to the contrary, we have assumed that:

- All buildings have been erected either prior to planning control, or in accordance with planning permissions, and have the benefit of permanent planning consents or existing use rights for their current use;
- The property is not adversely affected by town planning or road proposals;
- All alterations, additions or extensions to the property have received all necessary Town Planning Consents, Building Authority Approvals (Building Warrants) and Completion Certificates;
- The property complies with all relevant statutory and local authority requirements, including but not limited to Fire Regulations, The Equality Act, The Control of Asbestos Act, Health and Safety Regulations, Environmental Health Regulations, Regulations governing Residential Tenancies and similar.

We are unaware of any statutory matters, planning proposals, road projects or environmental issues affecting the subjects, although this should be confirmed by obtaining a Property Enquiry Certificate.

It is assumed there are no agricultural or similar restrictions on ownership contained in Titles that would impact value. This should be confirmed.

Where defects or repairs have been identified within this Home Report, regardless of whether reported as category 1, 2 or 3 (please read category definitions), it is always best practice to obtain detailed competitive estimates from reputable contractors or specialists prior to entering into any legally binding contract.

### Estimated reinstatement cost for insurance purposes

The property should be insured for not less than £1,400,000 (ONE MILLION FOUR HUNDRED THOUSAND POUNDS).

# Single Survey

This is an indicative figure only, based on the current Building Cost Information Service (BCIS) published rates for this style, age and construction of property. It is good practice to regularly review this figure as building costs can fluctuate and change rapidly. When uncommon circumstances or any matters of doubt arise due to the nature of the property, specific specialist advice should always be obtained from the Building Insurers. This is the case here because there are many outbuildings of varying size, nature, age and construction.

## Valuation and market comments

The market value of the property, at the present time, with vacant possession may be fairly stated in the sum of £405,000 (FOUR HUNDRED AND FIVE THOUSAND POUNDS).

<b>Signed</b>	<i>John Leighton</i> Electronically signed :- 09/04/2026 08:19
<b>Report author</b>	John Leighton
<b>Company name</b>	J & E Shepherd Chartered Surveyors
<b>Address</b>	50 Bannatyne Street Lanark ML11 7JS
<b>Date of report</b>	02/04/2026

# Mortgage Valuation Report



## Property Address

Address Symington Mill Farm, Biggar Road, Symington, Biggar, ML12 6LW  
Seller's Name Mrs Jane Allison  
Date of Inspection 02/04/2026

## Property Details

Property Type  House  Bungalow  Purpose built maisonette  Converted maisonette  
 Purpose built flat  Converted flat  Tenement flat  Flat over non-residential use  
 Other (specify in General Remarks)

Property Style  Detached  Semi detached  Mid terrace  End terrace  
 Back to back  High rise block  Low rise block  Other (specify in General Remarks)

Does the surveyor believe that the property was built for the public sector, e. g. local authority, military, police?  Yes  No

Flats/Maisonettes only Floor(s) on which located  No. of floors in block  Lift provided?  Yes  No  
No. of units in block

Approximate Year of Construction

## Tenure

Absolute Ownership  Other

## Accommodation

Number of Rooms  Living room(s)  Bedroom(s)  Kitchen(s)  
 Bathroom(s)  WC(s)  Other (Specify in General remarks)

Gross Floor Area (excluding garages and outbuildings)  m<sup>2</sup> (Internal)  m<sup>2</sup> (External)

Residential Element (greater than 40%)  Yes  No

## Garage / Parking / Outbuildings

Single garage  Double garage  Parking space  No garage / garage space / parking space

Available on site?  Yes  No

### Permanent outbuildings:

There is an attached garage/workshop which is of stone construction with a pitched and slated roof.

The property was formerly a working dairy farm and there are several outbuildings relative to that former use still present. These are as follows:

BLACK SHED - (Hen-house, Workshop and Log Store) extending to approximately 91m<sup>2</sup>  
DAIRY - (Milking Shed, Byre, Stores, Calf Shed etc) extending to approximately 289m<sup>2</sup>  
CORN MILL - (Mill stores, Wheel house etc) extending to approximately 116m<sup>2</sup>  
STABLES/HAY SHED - extending to approximately 52m<sup>2</sup>

# Mortgage Valuation Report

## Construction

Walls  Brick  Stone  Concrete  Timber frame  Other (specify in General Remarks)  
Roof  Tile  Slate  Asphalt  Felt  Other (specify in General Remarks)

## Special Risks

Has the property suffered structural movement?  Yes  No

If Yes, is this recent or progressive?  Yes  No

Is there evidence, history, or reason to anticipate subsidence, heave, landslip or flood in the immediate vicinity?  Yes  No

If Yes to any of the above, provide details in General Remarks.

## Service Connections

Based on visual inspection only. If any services appear to be non-mains, please comment on the type and location of the supply in General Remarks

Drainage  Mains  Private  None      Water  Mains  Private  None  
Electricity  Mains  Private  None      Gas  Mains  Private  None  
Central Heating  Yes  Partial  None

Brief description of Central Heating and any non mains services:

Oil-fired boiler connected to radiators.

## Site

Apparent legal issues to be verified by the conveyancer. Please provide a brief description in General Remarks.

Rights of way  Shared drives / access  Garage or other amenities on separate site  Shared service connections  
 Ill-defined boundaries  Agricultural land included with property  Other (specify in General Remarks)

## Location

Residential suburb  Residential within town / city  Mixed residential / commercial  Shared service connections  
 Commuter village  Remote village  Isolated rural property  Other (specify in General Remarks)

## Planning Issues

Has the property been extended / converted / altered?  Yes  No

If Yes provide details in General Remarks.

## Roads

Made up road  Unmade road  Partly completed new road  Pedestrian access only  Adopted  Unadopted

# Mortgage Valuation Report

## General Remarks

The property is the former farmhouse and outbuildings of a dairy farm that sit on the fringe of the rural village of Symington and within reasonable travelling distance of local amenities and facilities including primary school, shopping and transport links. High school and further shopping and transport links are available in the town of Biggar approximately 3 miles distant.

The property was extended to the rear and side many decades ago and found to be generally in a condition commensurate with its age and type but there are several significant maintenance and repair items which require attention.

The property has many varied use, size and construction of outbuildings which are in varying degrees of disrepair. These have been included in the valuation with due cognisance of their poor condition taken in the valuation however it would be prudent to obtain detailed competitive estimates for all repair and maintenance works currently required prior to concluding purchase. It should be ensured that the cost of purchasing the house and outbuildings coupled with all repair and upgrading costs does not exceed the emergent market value.

Services have not been tested but should be prior to concluding purchase.

## Essential Repairs

None.

Estimated cost of essential repairs \_\_\_\_\_

Retention recommended?  Yes  No

Retention amount

## Comment on Mortgageability

There is reasonable demand for this type of property in this area at the present time and we see no reason why this trend should not continue for the foreseeable future.

The property will afford adequate security for mortgage purposes subject to the content of this report and specific lending criteria of any mortgage provider.

## Valuation

Market value in present condition £

Market value on completion of essential repairs £

Insurance reinstatement value £

(to include the cost of total rebuilding, site clearance, professional fees, ancillary charges plus VAT)

Is a reinspection necessary?  Yes  No

# Mortgage Valuation Report

## Declaration

Signed	<i>John Leighton</i> Electronically signed :- 09/04/2026 08:19
Surveyor's name	John Leighton
Professional qualifications	MRICS
Company name	J & E Shepherd Chartered Surveyors
Address	50 Bannatyne Street, Lanark, ML11 7JS
Telephone	01555 663 058
Email Address	lanark@shepherd.co.uk
Date of Inspection	02/04/2026



**Energy  
Performance  
Certificate**



# Energy Performance Certificate (EPC)

# Scotland

Dwellings

**SYMINGTON MILL FARM, BIGGAR ROAD, SYMINGTON, BIGGAR, ML12 6LW**

**Dwelling type:** Detached house  
**Date of assessment:** 02 April 2026  
**Date of certificate:** 07 April 2026  
**Total floor area:** 159 m<sup>2</sup>  
**Primary Energy Indicator:** 386 kWh/m<sup>2</sup>/year

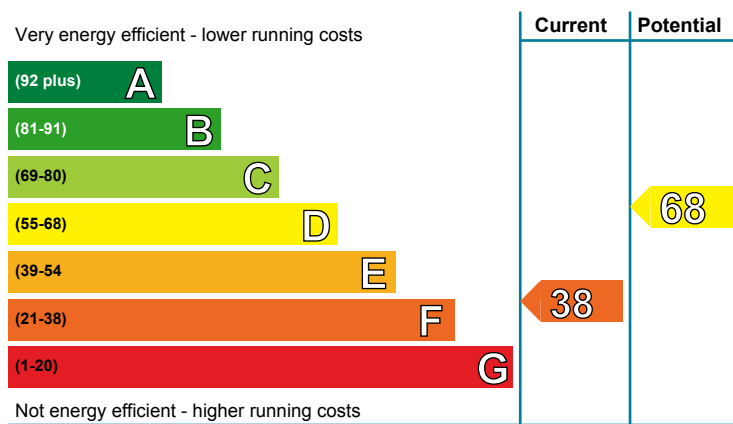
**Reference number:** 7516-3424-5000-0682-7206  
**Type of assessment:** RdSAP, existing dwelling  
**Approved Organisation:** Elmhurst  
**Main heating and fuel:** Boiler and radiators, oil

## You can use this document to:

- Compare current ratings of properties to see which are more energy efficient and environmentally friendly
- Find out how to save energy and money and also reduce CO<sub>2</sub> emissions by improving your home

<b>Estimated energy costs for your home for 3 years*</b>	<b>£12,126</b>	See your recommendations report for more information
<b>Over 3 years you could save*</b>	<b>£3,021</b>	

\* based upon the cost of energy for heating, hot water, lighting and ventilation, calculated using standard assumptions

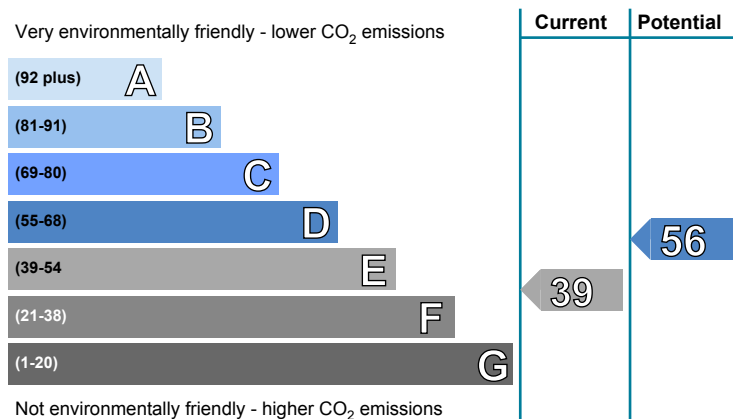


## Energy Efficiency Rating

This graph shows the current efficiency of your home, taking into account both energy efficiency and fuel costs. The higher this rating, the lower your fuel bills are likely to be.

Your current rating is **band F (38)**. The average rating for EPCs in Scotland is **band D (61)**.

The potential rating shows the effect of undertaking all of the improvement measures listed within your recommendations report.



## Environmental Impact (CO<sub>2</sub>) Rating

This graph shows the effect of your home on the environment in terms of carbon dioxide (CO<sub>2</sub>) emissions. The higher the rating, the less impact it has on the environment.

Your current rating is **band E (39)**

The potential rating shows the effect of undertaking all of the improvement measures listed within your recommendations report.

## Top actions you can take to save money and make your home more efficient

Recommended measures	Indicative cost	Typical savings over 3 years
1 Cavity wall insulation	£900 - £1,500	£564.00
2 Internal wall insulation	£7,500 - £11,000	£1599.00
3 Floor insulation (suspended floor)	£5,000 - £10,000	£585.00

A full list of recommended improvement measures for your home, together with more information on potential cost and savings and advice to help you carry out improvements can be found in your recommendations report.

To find out more about the recommended measures and other actions you could take today to stop wasting energy and money, visit [greenerscotland.org](http://greenerscotland.org) or contact Home Energy Scotland on 0808 808 2282.

**THIS PAGE IS THE ENERGY PERFORMANCE CERTIFICATE WHICH MUST BE AFFIXED TO THE DWELLING AND NOT BE REMOVED UNLESS IT IS REPLACED WITH AN UPDATED CERTIFICATE**

## Summary of the energy performance related features of this home

This table sets out the results of the survey which lists the current energy-related features of this home. Each element is assessed by the national calculation methodology; 1 star = very poor (least efficient), 2 stars = poor, 3 stars = average, 4 stars = good and 5 stars = very good (most efficient). The assessment does not take into consideration the condition of an element and how well it is working. 'Assumed' means that the insulation could not be inspected and an assumption has been made in the methodology, based on age and type of construction.

Element	Description	Energy Efficiency	Environmental
Walls	Sandstone, as built, no insulation (assumed)	★★☆☆☆	★★☆☆☆
	Cavity wall, as built, no insulation (assumed)	★★☆☆☆	★★☆☆☆
Roof	Pitched, 300 mm loft insulation	★★★★★	★★★★★
	Pitched, insulated (assumed)	★★★☆☆	★★★☆☆
Floor	Suspended, no insulation (assumed)	—	—
	Solid, no insulation (assumed)	—	—
Windows	Fully double glazed	★★★★☆☆	★★★★☆☆
Main heating	Boiler and radiators, oil	★★★★☆☆	★★★★☆☆
Main heating controls	Programmer, room thermostat and TRVs	★★★★☆☆	★★★★☆☆
Secondary heating	Room heaters, dual fuel (mineral and wood)	—	—
Hot water	From main system	★★★★☆☆	★★★★☆☆
Lighting	Good lighting efficiency	★★★★☆☆	★★★★☆☆

## The energy efficiency rating of your home

Your Energy Efficiency Rating is calculated using the standard UK methodology, RdSAP. This calculates energy used for heating, hot water, lighting and ventilation and then applies fuel costs to that energy use to give an overall rating for your home. The rating is given on a scale of 1 to 100. Other than the cost of fuel for electrical appliances and for cooking, a building with a rating of 100 would cost almost nothing to run.

As we all use our homes in different ways, the energy rating is calculated using standard occupancy assumptions which may be different from the way you use it. The rating also uses national weather information to allow comparison between buildings in different parts of Scotland. However, to make information more relevant to your home, local weather data is used to calculate your energy use, CO<sub>2</sub> emissions, running costs and the savings possible from making improvements.


## The impact of your home on the environment

One of the biggest contributors to global warming is carbon dioxide. The energy we use for heating, lighting and power in our homes produces over a quarter of the UK's carbon dioxide emissions. Different fuels produce different amounts of carbon dioxide for every kilowatt hour (kWh) of energy used. The Environmental Impact Rating of your home is calculated by applying these 'carbon factors' for the fuels you use to your overall energy use.

The calculated emissions for your home are 83 kg CO<sub>2</sub>/m<sup>2</sup>/yr.

The average Scottish household produces about 6 tonnes of carbon dioxide every year. Based on this assessment, heating and lighting this home currently produces approximately 13 tonnes of carbon dioxide every year. Adopting recommendations in this report can reduce emissions and protect the environment. If you were to install all of these recommendations this could reduce emissions by 3.8 tonnes per year. You could reduce emissions even more by switching to renewable energy sources.

## Estimated energy costs for this home

	Current energy costs	Potential energy costs	Potential future savings
Heating	£10,593 over 3 years	£7,572 over 3 years	
Hot water	£1,284 over 3 years	£1,284 over 3 years	
Lighting	£249 over 3 years	£249 over 3 years	
<b>Totals</b>	<b>£12,126</b>	<b>£9,105</b>	

These figures show how much the average household would spend in this property for heating, lighting and hot water. This excludes energy use for running appliances such as TVs, computers and cookers, and the benefits of any electricity generated by this home (for example, from photovoltaic panels). The potential savings in energy costs show the effect of undertaking all of the recommended measures listed below.

## Recommendations for improvement

The measures below will improve the energy and environmental performance of this dwelling. The performance ratings after improvements listed below are cumulative; that is, they assume the improvements have been installed in the order that they appear in the table. Further information about the recommended measures and other simple actions to take today to save money is available from the Home Energy Scotland hotline which can be contacted on 0808 808 2282. Before carrying out work, make sure that the appropriate permissions are obtained, where necessary. This may include permission from a landlord (if you are a tenant) or the need to get a Building Warrant for certain types of work.

Recommended measures	Indicative cost	Typical saving per year	Rating after improvement	
			Energy	Environment
1 Cavity wall insulation	£900 - £1,500	£188	E 41	E 42
2 Internal wall insulation	£7,500 - £11,000	£533	E 50	E 49
3 Floor insulation (suspended floor)	£5,000 - £10,000	£195	E 53	E 52
4 Floor insulation (solid floor)	£5,000 - £10,000	£92	D 55	E 54
5 Solar photovoltaic panels, 2.5 kWp	£8,000 - £10,000	£233	D 58	E 54
6 Wind turbine	£5,000 - £20,000	£693	D 68	D 56

### Alternative measures

There are alternative improvement measures which you could also consider for your home. It would be advisable to seek further advice and illustration of the benefits and costs of such measures.

- External insulation with cavity wall insulation

## Choosing the right improvement package

For free and impartial advice on choosing suitable measures for your property, contact the Home Energy Scotland hotline on 0808 808 2282 or go to [www.greenerscotland.org](http://www.greenerscotland.org).

## About the recommended measures to improve your home's performance rating

This section offers additional information and advice on the recommended improvement measures for your home

### 1 Cavity wall insulation

Cavity wall insulation, to fill the gap between the inner and outer layers of external walls with an insulating material, reduces heat loss; this will improve levels of comfort, reduce energy use and lower fuel bills. The insulation material is pumped into the gap through small holes that are drilled into the outer walls, and the holes are made good afterwards. As specialist machinery is used to fill the cavity, a professional installation company should carry out this work, and they should carry out a thorough survey before commencing work to ensure that this type of insulation is suitable for this home and its exposure. They should also provide a guarantee for the work and handle any building standards issues. Further information about cavity wall insulation and details of local installers can be obtained from the National Insulation Association ([www.nationalinsulationassociation.org.uk](http://www.nationalinsulationassociation.org.uk)).

### 2 Internal wall insulation

Internal wall insulation involves adding a layer of insulation to the inside surface of the external walls, which reduces heat loss and lowers fuel bills. As it is more expensive than cavity wall insulation it is only recommended for walls without a cavity, or where for technical reasons a cavity cannot be filled. Internal insulation, known as dry-lining, is where a layer of insulation is fixed to the inside surface of external walls; this type of insulation is best applied when rooms require redecorating. Further information can be obtained from the National Insulation Association ([www.nationalinsulationassociation.org.uk](http://www.nationalinsulationassociation.org.uk)).

### 3 Floor insulation (suspended floor)

Insulation of a floor will significantly reduce heat loss; this will improve levels of comfort, reduce energy use and lower fuel bills. Suspended floors can often be insulated from below but must have adequate ventilation to prevent dampness; seek advice about this if unsure. Further information about floor insulation is available from many sources including [www.energysavingtrust.org.uk/scotland/Insulation/Floor-insulation](http://www.energysavingtrust.org.uk/scotland/Insulation/Floor-insulation). Building regulations generally apply to this work so it is best to check with your local authority building standards department.

### 4 Floor insulation (solid floor)

Insulation of a floor will significantly reduce heat loss; this will improve levels of comfort, reduce energy use and lower fuel bills. Insulating solid floors can present challenges; insulation laid on top of existing solid floors may impact on existing doors and finishes whilst lifting of a solid floor to insert insulation below will require consideration of the potential effect on both structural stability and damp proofing. It is advised to seek advice from a Chartered Structural Engineer or a registered Architect about this if unsure. Further information about floor insulation is available from many sources including [www.energysavingtrust.org.uk/scotland/Insulation/Floor-insulation](http://www.energysavingtrust.org.uk/scotland/Insulation/Floor-insulation). Building regulations generally apply to this work and may also require a building warrant so it is best to check with your local authority building standards department.

### 5 Solar photovoltaic (PV) panels

A solar PV system is one which converts light directly into electricity via panels placed on the roof with no waste and no emissions. This electricity is used throughout the home in the same way as the electricity purchased from an energy supplier. Planning permission might be required, building regulations generally apply to this work and a building warrant may be required, so it is best to check with your local authority. The assessment does not include the effect of any Feed-in Tariff which could appreciably increase the savings that are shown on this EPC for solar photovoltaic panels, provided that both the product and the installer are certified by the Microgeneration Certification Scheme (or equivalent). Details of local MCS installers are available at [www.microgenerationcertification.org](http://www.microgenerationcertification.org).

## 6 Wind turbine

A wind turbine provides electricity from wind energy. This electricity is used throughout the home in the same way as the electricity purchased from an energy supplier. Wind turbines are not suitable for all properties. The system's effectiveness depends on local wind speeds and the presence of nearby obstructions, and a site survey should be undertaken by an accredited installer. Planning permission might be required and building regulations generally apply to this work and a building warrant may be required, so it is best to check these with your local authority. The assessment does not include the effect of any Feed-in Tariff which could appreciably increase the savings that are shown on this EPC for a wind turbine, provided that both the product and the installer are certified by the Microgeneration Certification Scheme (or equivalent). Details of local MCS installers are available at [www.microgenerationcertification.org](http://www.microgenerationcertification.org).

## Low and zero carbon energy sources

Low and zero carbon (LZC) energy sources are sources of energy that release either very little or no carbon dioxide into the atmosphere when they are used. Installing these sources may help reduce energy bills as well as cutting carbon.

**LZC energy sources present:** There are none provided for this home

## Your home's heat demand

In this section, you can see how much energy you might need to heat your home and provide hot water. These are estimates showing how an average household uses energy. These estimates may not reflect your actual energy use, which could be higher or lower. You might spend more money on heating and hot water if your house is less energy efficient. The table below shows the potential benefit of having your loft and walls insulated. Visit <https://energysavingtrust.org.uk/energy-at-home> for more information.

Heat demand	Existing dwelling	Impact of loft insulation	Impact of cavity wall insulation	Impact of solid wall insulation
Space heating (kWh per year)	36,465.55	N/A	N/A	N/A
Water heating (kWh per year)	3,241.57			

## Addendum

This dwelling has stone walls and so requires further investigation to establish whether these walls are of cavity construction and to determine which type of wall insulation is best suited.

## About this document

This Recommendations Report and the accompanying Energy Performance Certificate are valid for a maximum of ten years. These documents cease to be valid where superseded by a more recent assessment of the same building carried out by a member of an Approved Organisation.

The Energy Performance Certificate and this Recommendations Report for this building were produced following an energy assessment undertaken by an assessor accredited by Elmhurst ([www.elmhurstenergy.co.uk](http://www.elmhurstenergy.co.uk)), an Approved Organisation Appointed by Scottish Ministers. The certificate has been produced under the Energy Performance of Buildings (Scotland) Regulations 2008 from data lodged to the Scottish EPC register. You can verify the validity of this document by visiting [www.scottishepcregister.org.uk](http://www.scottishepcregister.org.uk) and entering the report reference number (RRN) printed at the top of this page.

Assessor's name:	Mr. John Leighton
Assessor membership number:	EES/008492
Company name/trading name:	J & E Shepherd
Address:	50 Bannatyne Street Lanarkshire Lanark ML11 7JS
Phone number:	01555 663058
Email address:	<a href="mailto:john.leighton@wbcs.co.uk">john.leighton@wbcs.co.uk</a>
Related party disclosure:	No related party

If you have any concerns regarding the content of this report or the service provided by your assessor you should in the first instance raise these matters with your assessor and with the Approved Organisation to which they belong. All Approved Organisations are required to publish their complaints and disciplinary procedures and details can be found online at the web address given above.

### Use of this energy performance information

Once lodged by your EPC assessor, this Energy Performance Certificate and Recommendations Report are available to view online at [www.scottishepcregister.org.uk](http://www.scottishepcregister.org.uk), with the facility to search for any single record by entering the property address. This gives everyone access to any current, valid EPC except where a property has a Green Deal Plan, in which case the report reference number (RRN) must first be provided. The energy performance data in these documents, together with other building information gathered during the assessment is held on the Scottish EPC Register and is available to authorised recipients, including organisations delivering energy efficiency and carbon reduction initiatives on behalf of the Scottish and UK governments. A range of data from all assessments undertaken in Scotland is also published periodically by the Scottish Government. Further information on these matters and on Energy Performance Certificates in general, can be found at [www.gov.scot/epc](http://www.gov.scot/epc).

## Advice and support to improve this property

There is support available, which could help you carry out some of the improvements recommended for this property on page 3 and stop wasting energy and money. For more information, visit [greener-scotland.org](https://www.greener-scotland.org) or contact Home Energy Scotland on 0808 808 2282.

Home Energy Scotland's independent and expert advisors can offer free and impartial advice on all aspects of energy efficiency, renewable energy and more.

**HOMEENERGYSCOTLAND.ORG**  
**0808 808 2282**  
FUNDED BY THE SCOTTISH GOVERNMENT





# Property Questionnaire



# property questionnaire

<b>Property address</b>	<b>Symington Mill Farm Biggar Road Symington Biggar ML12 6LW</b>
<b>Seller(s)</b>	<b>Mrs Jane Allison</b>
<b>Completion date of property questionnaire</b>	<b>31/03/2026</b>

# property questionnaire

## Note for sellers

- Please complete this form carefully. It is important that your answers are correct.
- The information in your answers will help ensure that the sale of your house goes smoothly. Please answer each question with as much detailed information as you can.
- If anything changes after you fill in this questionnaire but before the date of entry for the sale of your house, tell your solicitor or estate agent immediately.

## Information to be given to prospective buyer(s)

1.	<b>Length of ownership</b>	
	How long have you owned the property?	14
2.	<b>Council tax</b>	
	Which Council Tax band is your property in?	D
3.	<b>Parking</b>	
	What are the arrangements for parking at your property? (Please tick all that apply)	
	• Garage	<input type="checkbox"/> Yes
	• Allocated parking space	<input type="checkbox"/> No
	• Driveway	<input type="checkbox"/> Yes
	• Shared parking	<input type="checkbox"/> No
	• On street	<input type="checkbox"/> No
	• Resident permit	<input type="checkbox"/> No
	• Metered Parking	<input type="checkbox"/> No
	• Other (please specify):	<input type="text"/>
4.	<b>Conservation area</b>	
	Is your property in a designated Conservation Area (that is an area of special architectural or historical interest, the character or appearance of which it is desirable to preserve or enhance)?	No

# property questionnaire

5.	<b>Listed buildings</b>	
	Is your property a Listed Building, or contained within one (that is a building recognised and approved as being of special architectural or historical interest)?	No
6.	<b>Alterations/additions/extensions</b>	
a.	<p>(i) During your time in the property, have you carried out any structural alterations, additions or extensions (for example, provision of an extra bath/shower room, toilet, or bedroom)?</p> <p><u>If you have answered yes</u>, please describe below the changes which you have made:</p>	No
	<p>(ii) Did you obtain planning permission, building warrant, completion certificate and other consents for this work?</p> <p><u>If you have answered yes</u>, the relevant documents will be needed by the purchaser and you should give them to your solicitor as soon as possible for checking.</p> <p>If you do not have the documents yourself, please note below who has these documents and your solicitor or estate agent will arrange to obtain them:</p>	
b.	<p>Have you had replacement windows, doors, patio doors or double glazing installed in your property?</p> <p><u>If you have answered yes</u>, please answer the three questions below:</p>	Yes
	(i) Were the replacements the same shape and type as the ones you replaced?	Yes
	(ii) Did this work involve any changes to the window or door openings?	No
	<p>(iii) Please describe the changes made to the windows doors, or patio doors (with approximate dates when the work was completed):</p> <p>Please give any guarantees which you received for this work to your solicitor or estate agent.</p>	
7.	<b>Central heating</b>	
a.	<p>Is there a central heating system in your property? (Note: a partial central heating system is one which does not heat all the main rooms of the property — the main living room, the bedroom(s), the hall and the bathroom).</p> <p><u>If you have answered yes or partial</u> – what kind of central heating is there? (Examples: gas-fired, solid fuel, electric storage heating, gas warm air).</p> <p>oil</p>	Yes

# property questionnaire

	<b><u>If you have answered yes</u>, please answer the three questions below:</b>		
	i) When was your central heating system or partial central heating system installed?  2023		
	(ii) Do you have a maintenance contract for the central heating system?  <b><u>If you have answered yes</u>, please give details of the company with which you have a maintenance contract:</b>		<b>No</b>
	(iii) When was your maintenance agreement last renewed? (Please provide the month and year).		
<b>8.</b>	<b>Energy Performance Certificate</b>		
	Does your property have an Energy Performance Certificate which is less than 10 years old?		<b>No</b>
<b>9.</b>	<b>Issues that may have affected your property</b>		
<b>a.</b>	Has there been any storm, flood, fire or other structural damage to the property while you have owned it?  <b><u>If you have answered yes</u>, is the damage the subject of any outstanding insurance claim?</b>		<b>No</b>
<b>b.</b>	Are you aware of the existence of asbestos in your property?  <b><u>If you have answered yes</u>, please give details:</b>		<b>No</b>
<b>10.</b>	<b>Services</b>		
<b>a.</b>	<b>Please tick which services are connected to your property and give details of the supplier:</b>		
	<b>Services</b>	<b>Connected</b>	<b>Supplier</b>
	Gas or liquid petroleum gas	No	
	Water mains or private water supply	Yes	Scottish Water
	Electricity	Yes	Scottish power
	Mains drainage	No	
	Telephone	Yes	Vodaphone

# property questionnaire

	Cable TV or satellite	No	
	Broadband	Yes	Vodaphone
b.	Is there a septic tank system at your property?		Yes
	<u>If you have answered yes, please answer the two questions below:</u>		
	(i) Do you have appropriate consents for the discharge from your septic tank?		Yes
	(ii) Do you have a maintenance contract for your septic tank?		No
	<u>If have answered yes, details of the company with which you have a maintenance contract:</u>		
11.	Responsibilities for shared or common areas		
a.	Are you aware of any responsibility to contribute to the cost of anything used jointly, such as the repair of a shared drive, private road, boundary, or garden area?		No
	<u>If you have answered yes, please give details:</u>		
b.	Is there a responsibility to contribute to repair and maintenance of the roof, common stairwell or other common areas?		No
	<u>If you have answered yes, please give details:</u>		
c.	Has there been any major repair or replacement of any part of the roof during the time you have owned the property?		No
d.	Do you have the right to walk over any of your neighbours' property — for example to put out your rubbish bin or to maintain your boundaries?		No
	<u>If you have answered yes, please give details:</u>		
e.	As far as you are aware, do any of your neighbours have the right to walk over your property, for example to put out their rubbish bin or to maintain their boundaries?		No
	<u>If you have answered yes, please give details:</u>		
f.	As far as you are aware, is there a public right of way across any part of your property? (public right of way is a way over which the public has a right to pass, whether or not the land is privately-owned.)		No
	<u>If you have answered yes, please give details:</u>		

# property questionnaire

12.	<b>Charges associated with the property</b>	
a.	<p>Is there a factor or property manager for your property?</p> <p><u>If you have answered yes</u>, please provide the name and address, and give details of any deposit held and approximate charges:</p>	No
b.	<p>Is there a common buildings insurance policy?</p> <p><u>If you have answered yes</u>, is the cost of the insurance included in monthly/annual factor's charges?</p>	No
c.	<p>Please give details of any other charges you have to pay on a regular basis for the upkeep of common areas or repair works, for example to a residents' association, or maintenance or stair fund.</p>	
13.	<b>Specialist work</b>	
a.	<p>As far as you are aware, has treatment of dry rot, wet rot, damp or any other specialist work ever been carried out to your property?</p> <p><u>If you have answered yes</u>, please say what the repairs were for, whether you carried out the repairs (and when) or if they were done before you bought the property.</p>	No
b.	<p>As far as you are aware, has any preventative work for dry rot, wet rot, or damp ever been carried out to your property?</p> <p><u>If you have answered yes</u>, please give details:</p>	No
c.	<p><u>If you have answered yes</u> to 13(a) or (b), do you have any guarantees relating to this work?</p> <p><u>If you have answered yes</u>, these guarantees will be needed by the purchaser and should be given to your solicitor as soon as possible for checking. <u>If you do not have them yourself please write below who has these documents</u> and your solicitor or estate agent will arrange for them to be obtained. You will also need to provide a description of the work carried out. This may be shown in the original estimate.</p> <p>Guarantees are held by:</p>	
14.	<b>Guarantees</b>	
a.	<p>Are there any guarantees or warranties for any of the following?</p>	
	(i) Electrical work	No
	(ii) Roofing	No
	(iii) Central heating	No
	(iv) National House Building Council (NHBC)	No

# property questionnaire

	(v) Damp course	No
	(vi) Any other work installations? (for example, cavity wall installation, underpinning, indemnity policy)	No
b.	<u>If you have answered 'yes' or 'with title deeds'</u> , please give details of the work or installations to which the guarantee(s) relate(s):	
c.	Are there any outstanding claims under any of the guarantees listed above? <u>If you have answered yes</u> , please give details:	No
15.	<b>Boundaries</b>	
	So far as you are aware, has any boundary of your property been moved in the last 10 years?  <u>If you have answered yes</u> , please give details:	No
16.	<b>Notices that affect your property</b>	
	In the past three years have you ever received a notice:	
a.	advising that the owner of a neighbouring property has made a planning application?	No
b.	that affects your property in some other way?	No
c.	that requires you to do any maintenance, repairs or improvements to your property?	No
	<u>If you have answered yes to any of a–c above</u> , please give the notices to your solicitor or estate agent, including any notices which arrive at any time before the date of entry of the purchaser of your property.	

**Declaration by the seller(s)/or other authorised body or person(s)**

I/We confirm that the information in this form is true and correct to the best of my/our knowledge and belief

**Name(s): Paul Allison**

**Date: 31/03/2026**



- Home Report
- Valuation Report
- Executory Valuation
- Tax Valuations
- Separation Valuation
- Private Sale Valuation
- New Build & Plot Valuation
- Insurance Reinstatement Valuation
- Portfolio Valuation
- Rental Valuation
- Drive By & Desktop Valuation
- Energy Performance Certificate (EPC)
- Level Two Survey & Valuation Report
- Level Two Condition Report
- Expert Witness Report

- Commercial Valuation
- Commercial Agency
- Acquisitions Consultancy
- Commercial Lease Advisory
- Rent Reviews
- Asset Management
- Development Appraisals & Consultancy
- Auctions
- Property Management
- Professional Services
- Licensed Trade & Leisure
- Expert Witness Report
- Rating
- Property Investment
- Public Sector

- Quantity Surveying
- Building Surveying
- Project Management
- Dispute Resolution Support Services
- Principal Designer
- Clerk of Works
- Commercial EPC
- Health & Safety Management
- Employer's Agent
- Energy Consultancy
- Housing Partnerships
- Housing Consultancy
- Development Monitoring
- Mediation Services

**Aberdeen**  
△△△ 01224 202800

**Ayr**  
△△ 01292 267987

**Bearsden**  
△△ 0141 611 1500

**Belfast**  
△ 02890 912975

**Birmingham**  
△ 0121 270 2266

**Coatbridge**  
△△ 01236 436561

**Cumbernauld**  
△△ 01236 780000

**Dalkeith**  
△△ 0131 663 2780

**Dumbarton**  
△△ 01389 731682

**Dumfries**  
△△△ 01387 264333

**Dundee**  
△△ 01382 200454  
△ 01382 220699

**Dunfermline**  
△△ 01383 722337  
△ 01383 731841

**East Kilbride**  
△△ 01355 229317

**Edinburgh**  
△△ 0131 2251234  
△ 0131 557 9300

**Elgin**  
△△ 01343 553939

**Falkirk**  
△△ 01324 635 999

**Fraserburgh**  
△△ 01346 517456

**Galashiels**  
△△ 01896 750150

**Glasgow**  
△△△ 0141 331 2807

**Glasgow South**  
△△△ 0141 649 8020

**Glasgow West End**  
△△ 0141 353 2080

**Greenock**  
△△ 01475 730717

**Hamilton**  
△△ 01698 891400

**Inverness**  
△△△ 01463 712239

**Kilmarnock**  
△△ 01563 520318

**Kirkcaldy**  
△△ 01592 205442

**Lanark**  
△△ 01555 663058

**Leeds**  
△ 0113 322 5069

**Livingston**  
△△ 01506 416777

**London**  
△△ 02033 761 236

**Montrose**  
△△ 01674 676768

**Musselburgh**  
△△ 0131 653 3456

**Oban**  
△△ 01631 707 800

**Paisley**  
△△ 0141 889 8334

**Perth**  
△△ 01738 638188  
△ 01738 631631

**Peterhead**  
△△ 01779 470766

**St Andrews**  
△△ 01334 477773  
△ 01334 476469

**Saltcoats**  
△△ 01294 464228

**Stirling**  
△△ 01786 450438  
△ 01786 474476