




ALLDAY
& MILLER



Jubilee Drive, Ruislip, HA4 0PQ
£780,000

 5  2  1  D



Jubilee Drive, Ruislip, HA4 0PQ

£780,000

- Chain Free
- Two Bathrooms
- CCTV
- Bonus Loft Room
- Open Plan Dining Room / Kitchen
- Five Bedrooms
- Large Detached Outbuilding
- Artificial Grass
- 2025 Sq Ft
- Great Location

Description

This well-presented family home offers a perfect blend of comfort and practicality.

Upon entering, you are welcomed into a bright reception room that provides a warm and inviting atmosphere. The ground floor also features a versatile bedroom that can easily serve as an office, along with a conveniently located bathroom. The fitted kitchen and dining room complete this floor.

As you ascend to the first floor, you will find four additional bedrooms, one boasting an ensuite bathroom.

Outside, the property benefits from a front drive that provides off-street parking, a valuable feature in this sought-after area. The private rear garden is a delightful retreat, perfect for outdoor dining and entertainment. Additionally, an outbuilding offers further potential for storage or a creative workspace.

Situation

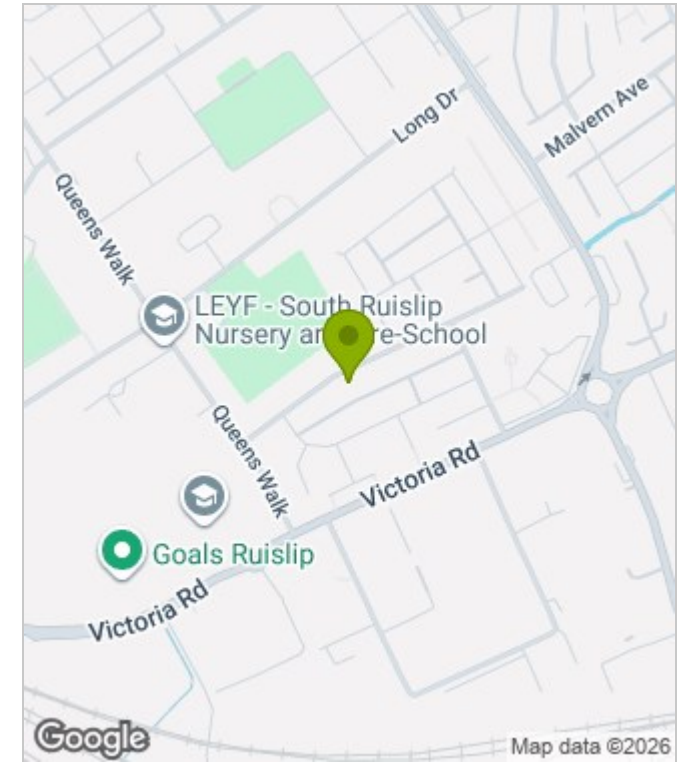
Situated on the popular Jubilee Drive in the heart of Ruislip, HA4 this well-located home enjoys easy access to a wide range of excellent local amenities, making it ideal for families and commuters alike. The area is well served by highly regarded schools including Deanesfield Primary, Ruislip High School and Bishop Ramsey, while transport links are superb with Ruislip and Ruislip Manor Underground stations nearby, offering Metropolitan, Piccadilly and Central Line connections into Central London, along with convenient bus routes. Everyday shopping needs are well catered for with local parades close by and the vibrant Ruislip High Street offering a variety of supermarkets, cafés, restaurants and independent shops, while the larger retail and leisure facilities of Uxbridge are just a short drive away. Road links are excellent, with the A40 easily accessible, offering direct routes into Central London and convenient connections to the M25 and the wider motorway network, while the surrounding area is enriched by nearby green spaces including Ruislip Woods and Manor Farm, adding to the appeal of this well-connected and highly desirable location.



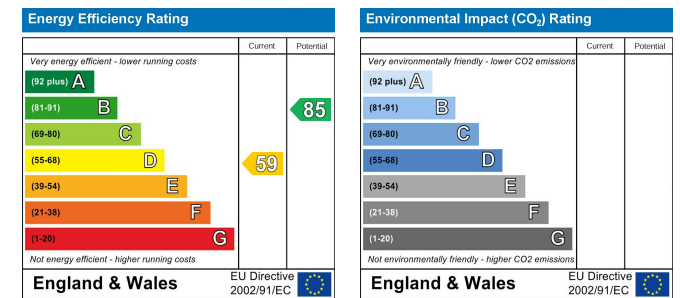
Floor Plans



Area Map



Energy Performance Graph



These particulars, whilst believed to be accurate are set out as a general outline only for guidance and do not constitute any part of an offer or contract. Intending purchasers should not rely on them as statements of representation of fact, but must satisfy themselves by inspection or otherwise as to their accuracy. No person in this firm's employment has the authority to make or give any representation or warranty in respect of the property.