

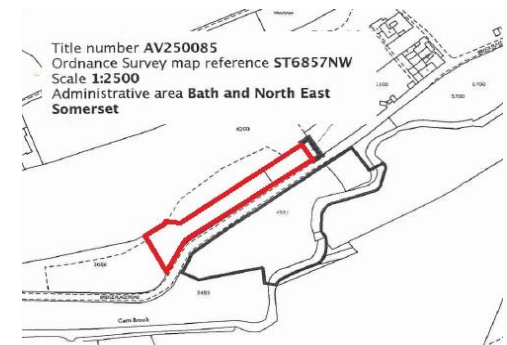
# Land on North side of Bridge Place Road

BA2 0PD

**Guide Price £50,000**



- A level parcel of land measuring approx. 3/4 acre
- Gated vehicle access to initial parking area
- Mature laurel planting providing much privacy
- Bordered by mature woodland on the northern boundary
- Bordered by a rural land on the southern boundary
- Restrictive covenant preventing residential development




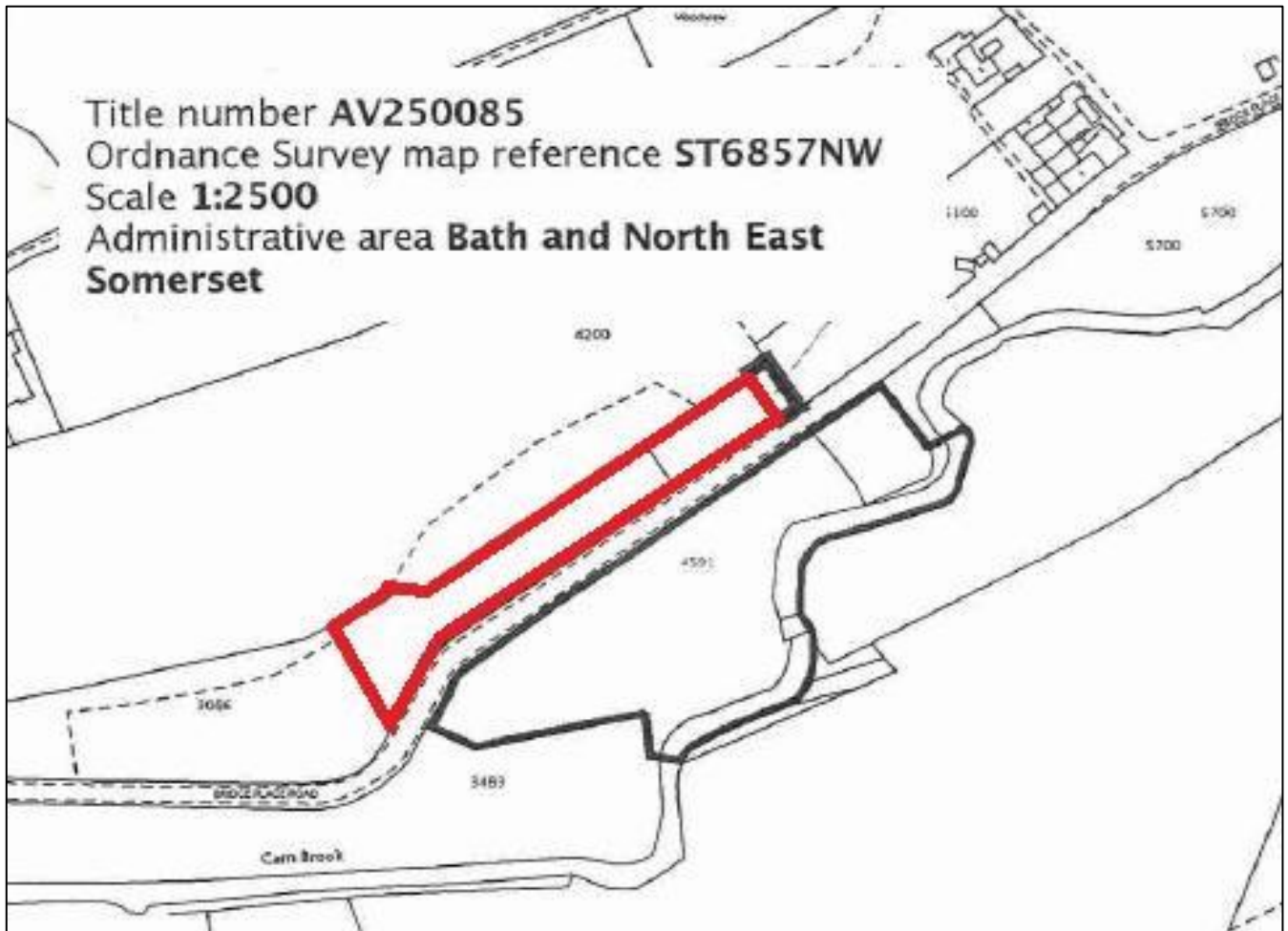
"A level parcel of land measuring approx 3/4 of an acre".

Gated vehicular access to initial parking area with mature planted laurel providing a good deal of privacy. The land is fully enclosed and bordered on its south boundary by a country lane and on its North by mature woodland. Used by the current owners for the past two decades as a rural retreat for relaxation and recreation.

**AGENTS NOTE:** There is a restrictive covenant preventing any form of residential development.

**Tenure:** Freehold.





Find us online!



[www.samchiversproperty.co.uk](http://www.samchiversproperty.co.uk)



Facebook: Sam Chivers Estate Agents



Instagram: @samchiversestateagents

rightmove  Zoopla

Sam Chivers Estate Agents can also provide mortgage and conveyancing recommendations should you require such a service. Please contact our office on:

01761 411020 or email us at [sales@samchiversproperty.co.uk](mailto:sales@samchiversproperty.co.uk)

These sales particulars provide an approximate guide and form no part of a contract. It is the purchaser's responsibility to satisfy themselves that the property has been accurately described and that all fixtures and apparatus are functioning correctly. Your home may be at risk if you do not keep up repayments secured against it.