



Noredale | | Shoeburyness | SS3 9JZ

Guide Price £650,000

bear
Estate Agents

**Noredale |
Shoeburyness | SS3 9JZ
Guide Price £650,000**

* Guide Price - £650,000 - £675,000 * An exceptional detached bungalow offering beautifully presented and versatile living accommodation, generous south facing outdoor space and a double garage with ample off-street parking. Positioned in a desirable residential location in Shoeburyness, this impressive home combines spacious interiors with exposed brickwork and stylish modern finishes, making it perfectly suited for comfortable family living and entertaining.

- Exceptional Detached Bungalow
- Large Conservatory
- Two Double Bedrooms
- Large South Facing Garden with Decked Seating Areas
- Ample Off-Street Parking
- Impressive Dual Aspect Living Room and Dining Room
- Modern Integrated Kitchen with Skylight
- Luxury Ensuite Shower Room and Family Bathroom
- Double Garage with Internal Access and Utility Room
- Double Glazing and Gas Central Heating





This stunning detached bungalow welcomes you with a spacious entrance hall featuring ample built-in storage and a seamless flow into the heart of the home. The entrance hall opens into a bright and elegant dual aspect dining room, enhanced by French doors to both sides that allow natural light to flood the space while providing easy access to the garden. The dining room flows effortlessly into the sizeable living room, a truly impressive reception space with windows to four aspects, creating a wonderfully light and airy atmosphere throughout. A large conservatory offers an additional reception area, ideal for relaxing while enjoying views over the garden and providing a perfect space for entertaining all year round. The generous modern kitchen has been thoughtfully designed and features integrated appliances, extensive worktop space and stylish cabinetry. A window overlooking the garden and a feature skylight further enhance the bright and welcoming feel of this space.

The master bedroom is a particularly attractive retreat, benefitting from French doors opening directly onto the garden, built-in access to a spacious three piece ensuite shower room and a luxurious walk-in shower. The ensuite also enjoys a window to the side aspect along with two feature skylights, creating a bright and contemporary finish. A second well proportioned double bedroom is also available, alongside a stylish three piece family bathroom which features a window to the side aspect and a striking skylight.

Externally, the property continues to impress with a large and beautifully maintained south facing garden complete with decked seating areas, providing ideal spaces for outdoor dining and entertaining. The home also benefits from a double garage with internal access leading into a practical utility room, along with ample off-street parking to the front. Further advantages include double glazing and gas central heating throughout.

Situated in Noredale in Shoeburyness, this property falls within catchment of Richmond Avenue Primary School and Shoeburyness High School. The location offers convenient access to local amenities, parks and the picturesque Shoebury East Beach. Excellent transport links are also nearby including bus routes and Shoeburyness Railway Station, providing direct services to London via the C2C line, making the area ideal for commuters while still enjoying a coastal lifestyle.



Two Bedroom Detached Bungalow

Entrance Hall with Storage

Living Room

19'5 x 15'10 (5.92m x 4.83m)

Dining Room

13'6 x 11'11 (4.11m x 3.63m)

Conservatory

14'2 x 10'11 (4.32m x 3.33m)

Kitchen

9'9 x 8'3 (2.97m x 2.51m)

Bedroom One

12'11 x 12'10 (3.94m x 3.91m)

Ensuite Shower Room

9'9 x 6'6 (2.97m x 1.98m)

Bedroom Two

12'10 x 11'8 (3.91m x 3.56m)

Three Piece Bathroom

9'9 x 5'4 (2.97m x 1.63m)

Utility Room

8'10 x 5'9 (2.69m x 1.75m)

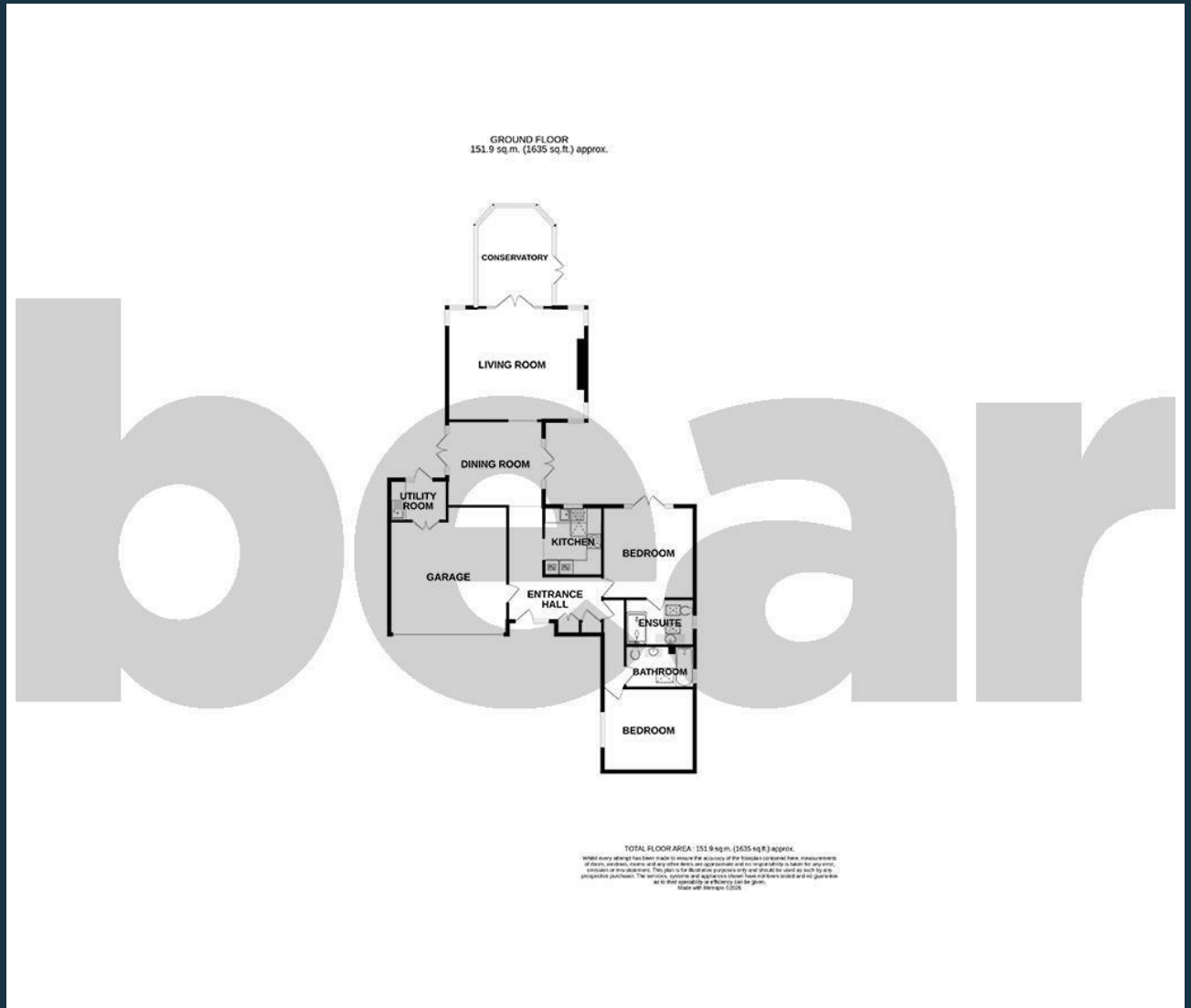
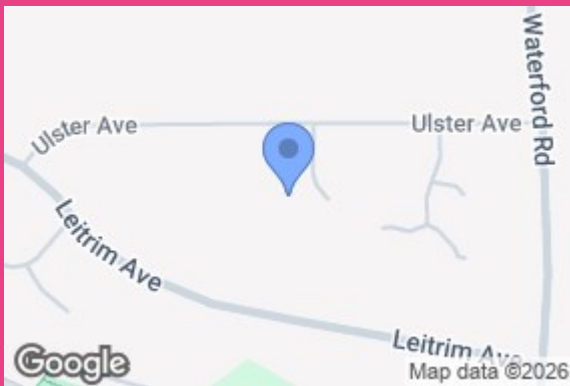
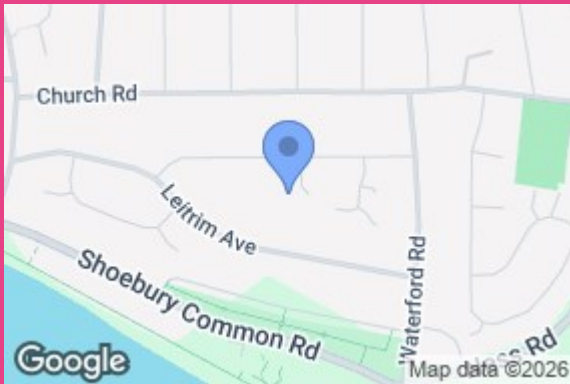
Double Garage

17'11 x 16'7 (5.46m x 5.05m)

South Facing Garden

Off-Street Parking





Energy Efficiency Rating		Current	Potential
Very energy efficient - lower running costs			
(92 plus) A			
(81-91) B			
(69-80) C			
(55-68) D			
(39-54) E		54	
(21-38) F			
(1-20) G			
Not energy efficient - higher running costs			
England & Wales		EU Directive 2002/91/EC	

204 Woodgrange Drive
 Southend-on-Sea
 Essex
 SS1 2SJ
 01702 811211
 info@bearestateagents.co.uk
<https://www.bearestateagents.co.uk>