

Buy. Sell. Rent. Let.



Gainsborough Road, Middle Rasen



3



1



2

When it comes to
property it must be


lovelle



£225,000



3 BEDROOM DETACHED HOUSE, POPULAR VILLAGE LOCATION This detached house offers spacious accommodation and is well presented throughout. Comprising entrance hall, cloakroom, kitchen, lounge, dining room, 3 bedrooms, bathroom.

Garden & garage. Viewing Advised with NO ONWARD CHAIN

Key Features

- Detached Family Home
- Spacious Accommodation
- Well Presented Throughout
- Popular Village Location
- Entrance Hall, WC / Cloakroom
- Kitchen, Lounge, Dining Room
- EPC rating D
- Tenure: Freehold





Situation

Middle Rasen itself is home to the 12th Century 'St Peter's Church', Middle Rasen Primary School which has gained a 'Good' rating from Ofsted, Nags Head Public House and locally owned and run Post Office / local shop. Middle Rasen really is a little gem of a village. Friendly & welcoming community spirit that really does feel like home. The neighbouring Market Town of Market Rasen is just a short drive away. Charles Dickens once described Market Rasen as 'the sleepest town in England' These days it is a bustling market town with a varied selection of friendly independent shops, regular markets and an abundance of places to eat and drink. Situated on the edge of the town, is the wonderful market Rasen Racecourse. This is a top national hunt course and attracts some of the best horses & jockeys in the country. It is well worth a visit whether you fancy a flutter or just want to experience the exciting atmosphere of a race day.

Entrance Hall

1.85m x 2.73m (6'1" x 9'0")

double glazed front entrance door, double glazed window to front aspect, radiator and tiled flooring

WC / Cloakroom

1.94m x 1.12m (6'5" x 3'8")

low level WC, vanity hand wash basin, tiled splash backs, tiled flooring and double glazed window

Kitchen

2.63m x 3.11m (8'7" x 10'2")

a range of fitted base and wall units with contrasting roll edge work surfaces, single stainless steel sink unit, space for cooker, space and plumbing for washing machine or dishwasher, fitted fridge and freezer, tiled flooring and double glazed window to front aspect.

Lounge

4.58m x 3.87m (15'0" x 12'8")

double glazed window to front aspect, front entrance door, feature fire place with inset log burner, vinyl flooring and radiator.

Dining Room

3.43m x 2.91m (11'4" x 9'6")

double glazed window to front aspect, radiator and window to rear aspect and stairs leading to first floor landing.

Office

2.84m x 0.88m (9'4" x 2'11")

window to rear aspect, desk space and fitted vacuum system.

Landing

7.21m x 0.9m (23'8" x 3'0")

double glazed window to rear aspect, radiator, access to roof void and airing cupboard housing gas boiler.

Bedroom 1

3.1m x 2.89m (10'2" x 9'6")

double glazed window to front aspect and radiator.

Bedroom 2

2.42m x 2.95m (7'11" x 9'8")

double glazed window to front aspect and radiator.

Bedroom 3

2.49m x 2.92m (8'2" x 9'7")

double glazed window to front aspect and radiator.

Bathroom

1.86m x 2.9m (6'1" x 9'6")

3-piece suite comprising P-shaped bath with shower over, vanity wash hand basin and low level WC. There is tiled flooring, fully tiled splash backs to walls, radiator, extractor fan and double glazed window to front aspect.

Gardens

There is an enclosed garden to the front of the property which is mostly laid to lawn with timber shed, concrete path and enclosed by victorian railings

Garage & Workshop / Laundry

4.39m x 5.13m (14'5" x 16'10")

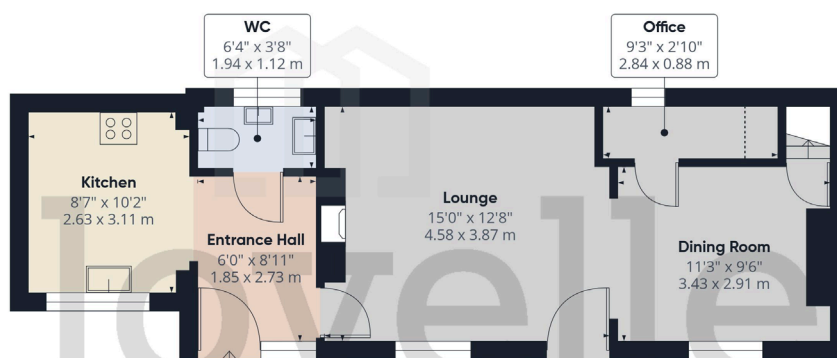
brick built detached garage with pitch tiled roof, up and over door, water, plumbing for washing machine, power and lighting. Hardstanding for a small car beside the garage

Agents Notes

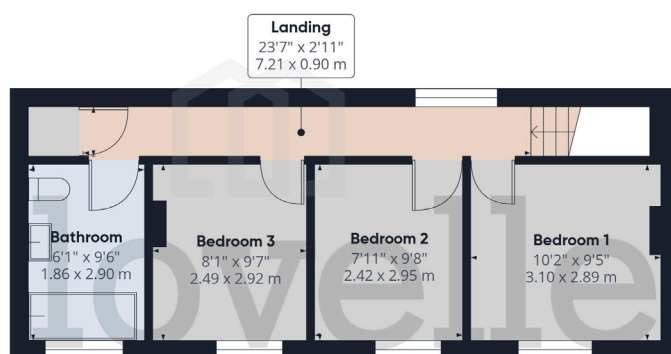
These particulars are for guidance only. Lovelle Estate Agency, their clients and any joint agents give notice that:- They have no authority to give or make representation/warranties regarding the property, or comment on the SERVICES, TENURE and RIGHT OF WAY of any property.

These particulars do not form part of any contract and must not be relied upon as statements or representation of fact. All measurements/areas are approximate. The particulars including photographs and plans are for guidance only and are not necessarily comprehensive.

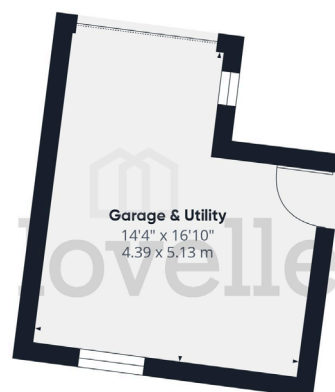




Ground Floor Building 1



Floor 1 Building 1



Ground Floor Building 2

Approximate total area⁽¹⁾

1092 ft²
101.3 m²

Reduced headroom

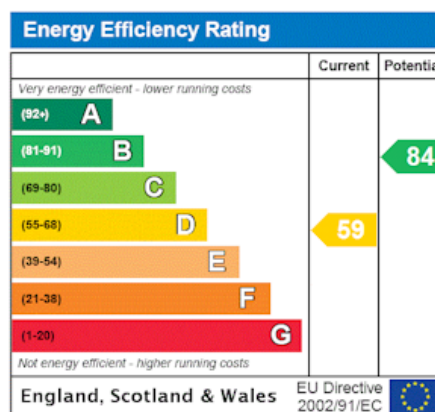
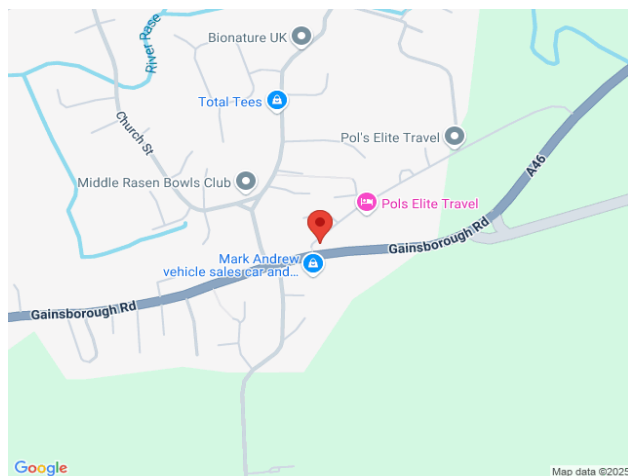
5 ft²
0.4 m²

(1) Excluding balconies and terraces

Reduced headroom

..... Below 5 ft/1.5 m

Calculations reference the RICS IPMS 3C standard. Measurements are approximate and not to scale. This floor plan is intended for illustration only.



When it comes to **property**
it must be



01673 844069

marketrasen@lovelle.co.uk