



9 Thornbury Close

, Hartlepool, TS27 3RA

Offers Over £196,000



Igomove take pleasure in presenting this three bedroomed extended detached property to the market, situated in a popular area it provides a host of desirable attributes which include three good size bedrooms (master having ensuite facilities and walk-in closet), good size bathroom, spacious lounge/ dining room, stylish kitchen, guest cloakroom, conservatory, garage, three vehicle driveway, gardens, UPVC double glazing, gas central heating, immaculate decor, oak internal doors, fitted blinds, freehold.



Attractive facade, extended three car block paved driveway to integral garage.

Front door to porch with tiled floor and pristine decor.

Spacious lounge diner immaculately presented, decorative coving, anthracite column radiator, with double doors which lead into;

Sunny conservatory with tiled floor, recessed spotlights, modern decor.

Inner lobby with turned stairs to the first floor accommodation, bespoke wall panelling, fitted storage cupboard.

Guest cloakroom comprising concealed cistern WC and vanity wash basin, tiled backsplash, tiled floor, chrome heated towel radiator, illuminated mirror.

Stylish kitchen fitted with a selection of high gloss contemporary larder, wall, base and drawer cabinetry, complimentary solid surfaces, tiled backsplash, integrated oven, integrated ceramic hob, integrated extractor, inset one and a half bowl sink with American style jet swivel mixer tap, integrated washing machine/dryer, integrated fridge freezer, spotlights, tiled floor, anthracite column radiator, half glazed rear access door.

To the first floor landing there is a window bringing in natural light, there are glass balustrades and there is a fitted storage cupboard.

Master double bedroom situated to the front of the property with impeccable decor, feature mirrored walls, wall lights, fully fitted walk in dressing room comprising shelving, wardrobes, drawers and dressing table and with access to;

En suite shower room comprising quadrant shower enclosure, close coupled WC and pedestal wash basin, modern panelling.

Bedroom two is a rear aspect double immaculately presented.

Bedroom three is a further double with rear elevation window and custom wall panelling, delightful decor.

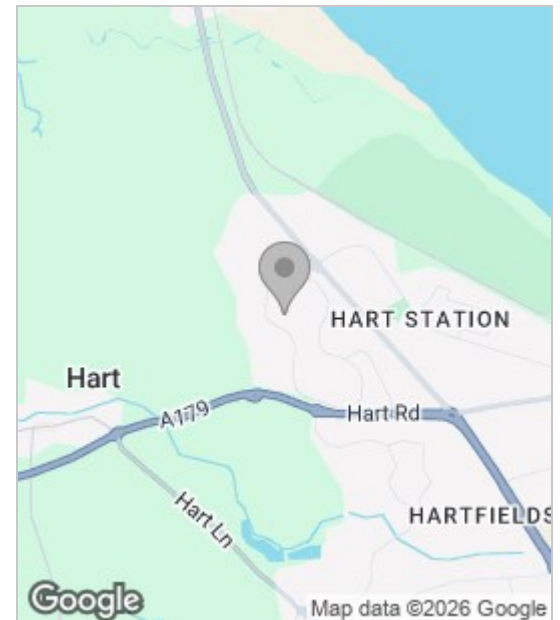
The family bathroom comprises bath, close coupled WC and pedestal wash basin, complimentary tiling, feature half mirrored wall, recessed spotlights.

Partially boarded loft with ladders.


To the rear is an enclosed multi level artificial lawned garden with decking and shingled areas.

This superb family home is available to view by contacting the Igomove team as soon as practicable.

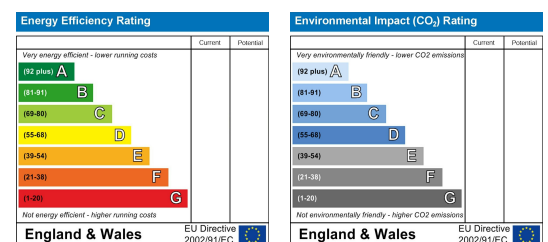
Area Map



Floor Plan



Energy Efficiency Graph



These particulars, whilst believed to be accurate are set out as a general outline only for guidance and do not constitute any part of an offer or contract. Intending purchasers should not rely on them as statements of representation of fact, but must satisfy themselves by inspection or otherwise as to their accuracy. No person in this firm's employment has the authority to make or give any representation or warranty in respect of the property.