

# HUNTERS®

HERE TO GET *you* THERE



## Long Lane

Bexleyheath, DA7 5AF

Price Range £650,000



- Impressively presented throughout
- Four bedrooms
- Good size kitchen/Breakfast room
- Large entrance hall
- Floor Area: 1594 total sq ft

- Corner plot
- Bathroom & shower room
- Extended lounge/dining room
- Call Hunters to view
- EPC Rating: C

Tel: 01322 318100

# Long Lane

Bexleyheath, DA7 5AF

Price Range £650,000



**\*\* PRICE RANGE £650,000 - £675,000 \*\***

Nestled in the desirable area of Long Lane, Bexleyheath, this beautifully presented extended chalet-style semi-detached home offers a perfect blend of comfort and convenience. Spanning an impressive 1,594 total square feet, the property boasts spacious reception and dining rooms, ideal for both relaxation and entertaining.

The first floor features three generously sized bedrooms with ample fitted wardrobes, complemented by a modern shower room, ensuring ample space for family living. On the ground floor, you will find a welcoming large entrance hall, a versatile fourth bedroom that can also serve as a study, and a well-appointed kitchen/breakfast room, perfect for casual dining. The extended lounge/dining room at the rear of the home provides a delightful view of the stunning rear garden, with generous patio area, creating a serene atmosphere for entertaining, family gatherings or quiet evenings.

This property is ideally located for families, with excellent local schools, including St Thomas More, just a stone's throw away. Additionally, you will find a variety of shops, bus routes, main line and Elizabeth Line stations within easy reach, making daily commutes and errands a breeze.

For those with vehicles, the property offers parking for two cars, including a good-sized garage at the rear, the additional parking space is accessible via secure gates. This feature adds an extra layer of convenience and security.

In summary, this charming home on Long Lane is a fantastic opportunity for those seeking a well-appointed residence in a prime location, with scope for further extensions. We invite you to contact Hunters Estate Agents Bexleyheath to arrange a viewing and experience all that this property has to offer.

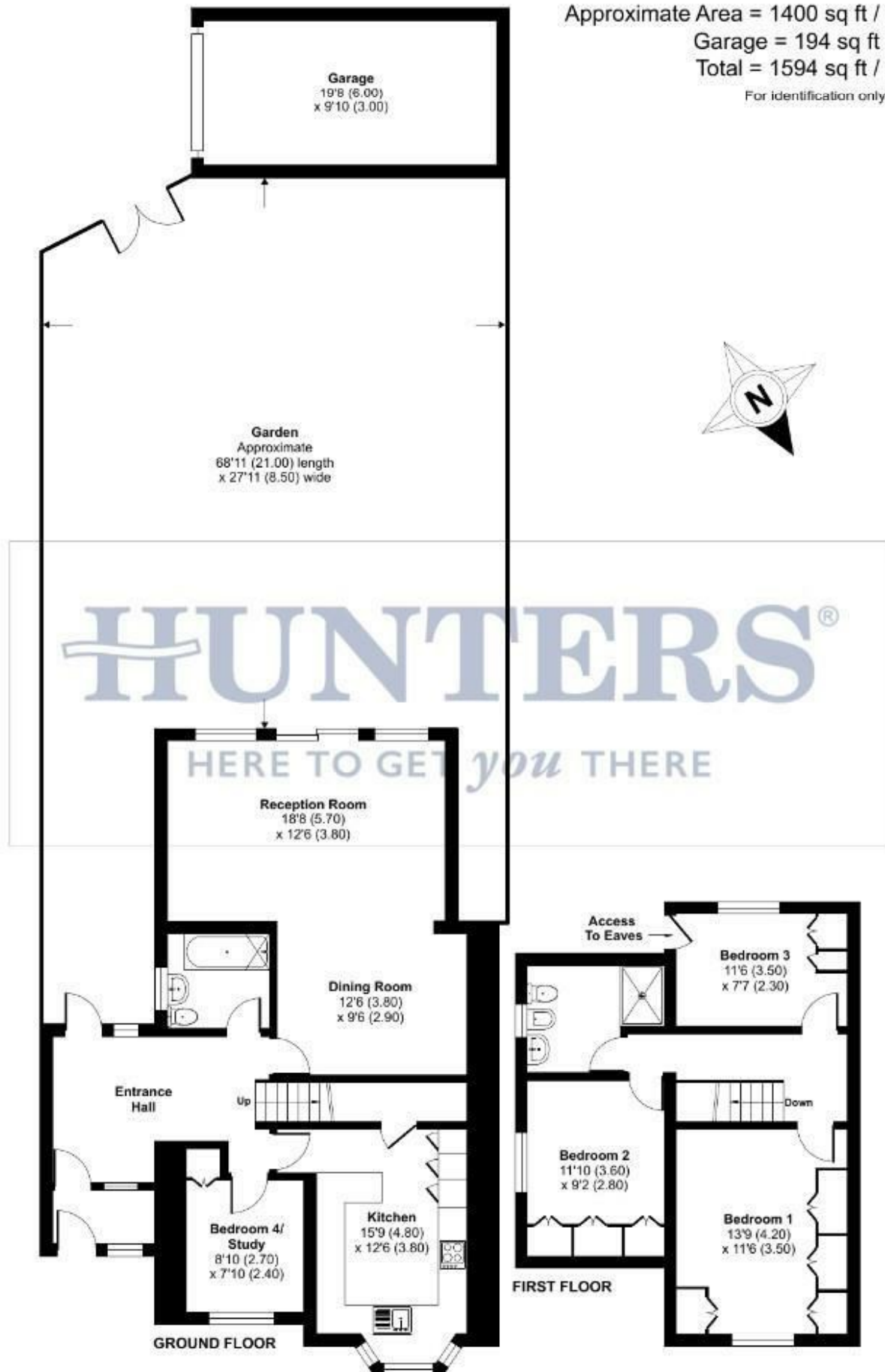
# Long Lane, Bexleyheath, DA7

Approximate Area = 1400 sq ft / 130 sq m

Garage = 194 sq ft / 18 sq m

Total = 1594 sq ft / 148 sq m

For identification only - Not to scale



Floor plan produced in accordance with RICS Property Measurement Standards incorporating International Property Measurement Standards (IPMS2 Residential). © nichecom 2025. Produced for Hunters Kent Ltd - Abbeywood & Bexleyheath. REF: 1314265



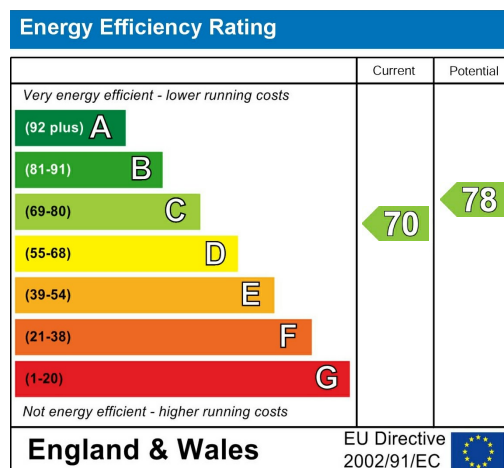








## Energy Efficiency Graph

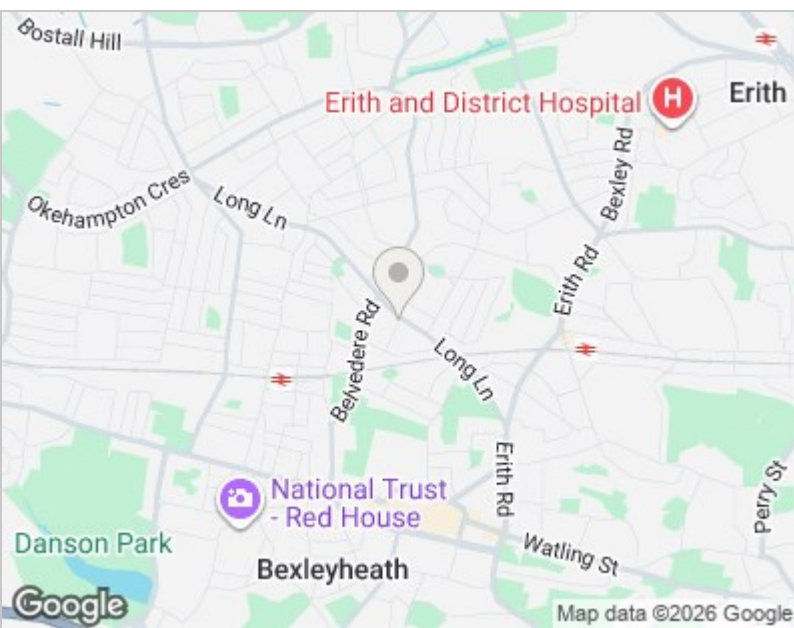


## Viewing

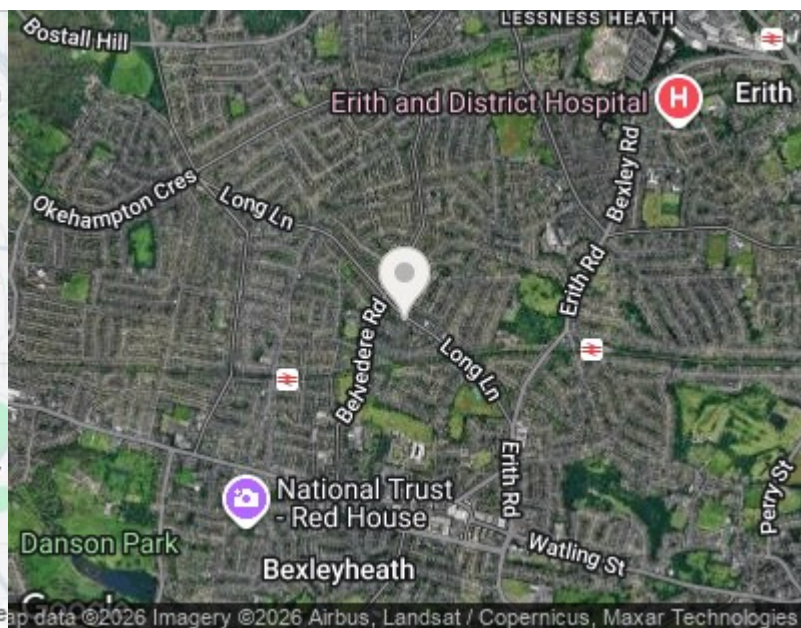
Please contact our Hunters Bexleyheath Office on 01322 318100 if you wish to arrange a viewing appointment for this property or require further information.



Road Map



Hybrid Map





These particulars are intended to give a fair and reliable description of the property but no responsibility for any inaccuracy or error can be accepted and do not constitute an offer or contract. We have not tested any services or appliances (including central heating if fitted) referred to in these particulars and the purchasers are advised to satisfy themselves as to the working order and condition. If a property is unoccupied at any time there may be reconnection charges for any switched off/disconnected or drained services or appliances - All measurements are approximate. THINKING OF SELLING? If you are thinking of selling your home or just curious to discover the value of your property, Hunters would be pleased to provide free, no obligation sales and marketing advice. Even if your home is outside the area covered by our local offices we can arrange a Market Appraisal through our national network of Hunters estate agents.

67 Mayplace Road East, Bexleyheath, DA7 6EA  
Tel: 01322 318100 Email: [bexleyheath@hunters.com](mailto:bexleyheath@hunters.com)  
<https://www.hunters.com>

