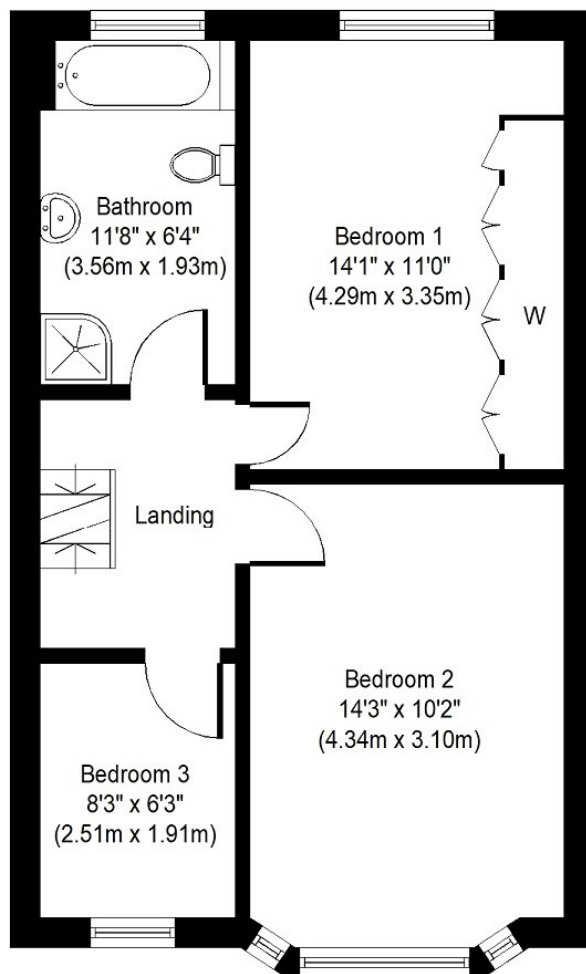
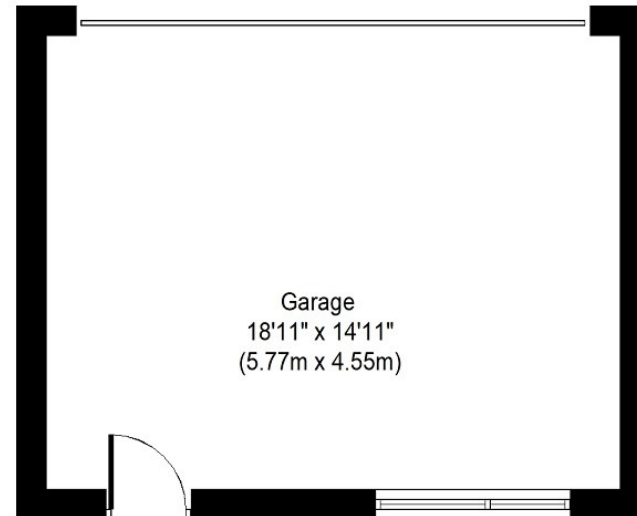


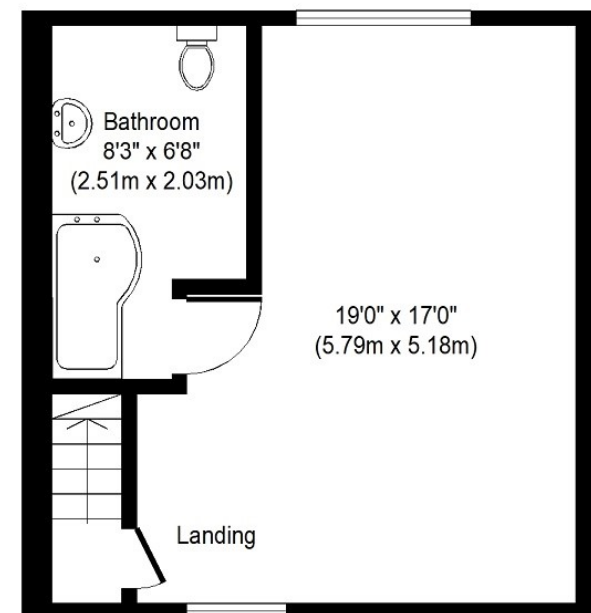
Ground Floor
Approximate Floor Area
573 Sq. ft.
(53.2 Sq. m.)



First Floor
Approximate Floor Area
505 Sq. ft.
(46.9 Sq. m.)



Garage
Approximate Floor Area
282 Sq. ft.
(26.2 Sq. m.)



Second Floor
Approximate Floor Area
328 Sq. ft.
(30.5 Sq. m.)

Whilst every attempt has been made to ensure the accuracy of the floor plan contained here, measurements of doors, windows, rooms and any other items are approximate and no responsibility is taken for any error, omission, or mis-statement. This plan is for illustrative purposes only and should be used as such by any prospective purchaser or tenant. The services, systems and appliances shown have not been tested and no guarantee as to their operability or efficiency can be given.