

We're Fully Booked

Due to the volume of interest on this property we are unable to offer any further viewings at this time.

Please register to ensure you see our new listings as they become available.

jordanfishwick

Crompton Road

£850 PCM



Crompton Road, Macclesfield, SK11 8EZ

£850 PCM

VIEWING HIGHLY RECOMMENDED

Within walking distance of the town centre and train station is this well maintained two-bedroom mid terrace. Presently undergoing a full redecoration this property is PART FURNISHED and AVAILABLE MID FEBRUARY.

Ideal for the single professional or couple this attractive property benefits from a modern kitchen and shower room along with a communal garden

Lounge with arch through to breakfast kitchen with gas hob and electric oven, washing machine and fridge freezer. and door to well-maintained communal courtyard.

To the first-floor main double bedroom, second single bedroom, shower room.

Contact Macclesfield 01625 502222 £850.00pcm

COUNCIL TAX A

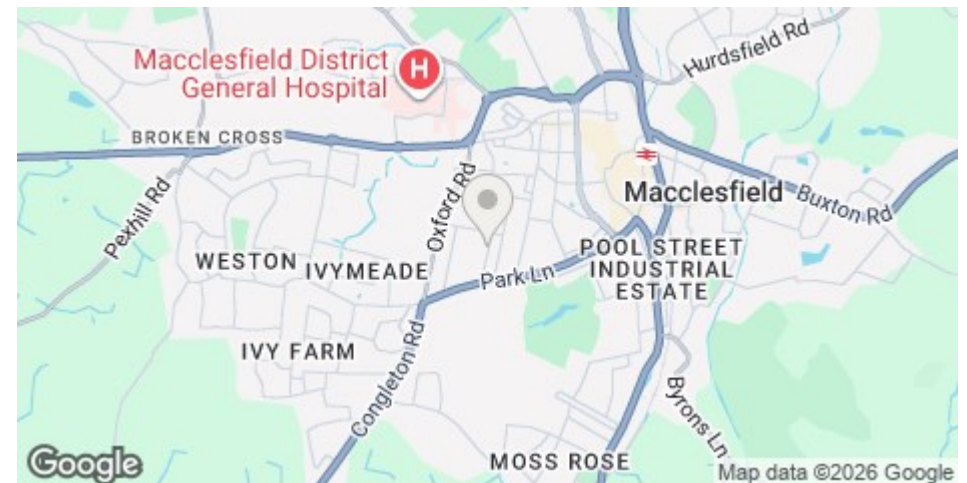
EPC C

LOCATION

Set in Cheshire's plains, on the fringe of the Peak District National Park, Macclesfield combines the old with the new. Originally a medieval town, Macclesfield became the country's 'Silk' capital in the 1750's, whilst it still retains that heritage, in recent years it has grown to become a thriving business centre. Macclesfield is a modern shopping centre with a range of leisure facilities to suit most tastes. There are many independent and state primary and secondary schools. The access points of the North West Motorway network system, Manchester International Airport and some of Cheshire's finest countryside are close at hand. Intercity rail links to London Euston and Manchester Piccadilly can be found at Macclesfield and Wilmslow railway stations as well as commuter rail links to the local business centres.

DIRECTIONS

Proceed out of Macclesfield along Park Lane. Crompton Road can be found on the right hand side just after Macclesfield College traffic lights. Proceed along Crompton Road and the property can be found on the right hand side



- ATTRACTIVE MID TERRACE
- WALKING DISTANCE OF TOWN CENTRE
- TWO BEDROOMS
- COMMUNAL COURTYARD GARDEN
- COUNCIL TAX A
- EPC C

Postcode - SK11 8EZ

EPC Rating - C

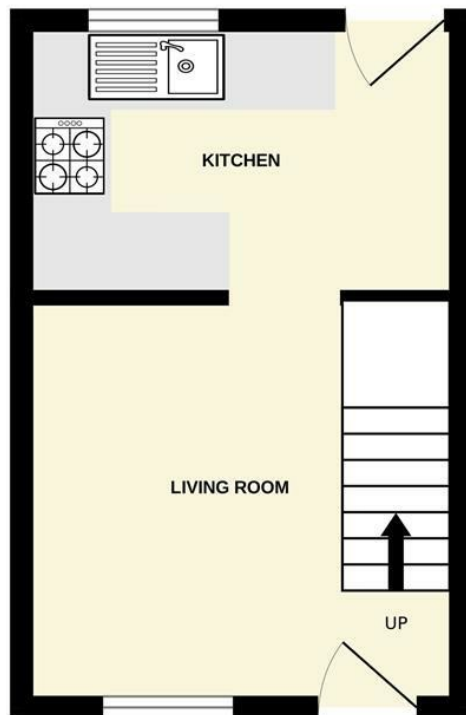
Floor Area - sq ft

Local Authority - Cheshire East

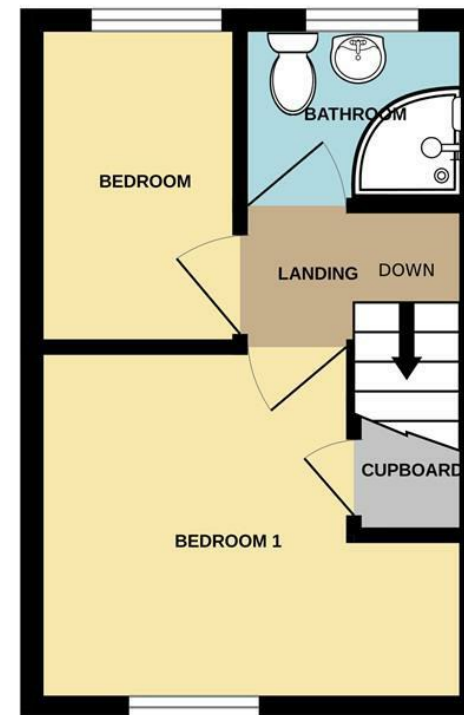
Council Tax - A



GROUND FLOOR



1ST FLOOR



Measurements are approximate. Not to scale. Illustrative purposes only
Made with Metropix ©2025



These particulars are believed to be accurate but they are not guaranteed and do not form a contract. Neither Jordan Fishwick nor the vendor or lessor accept any responsibility in respect of these particulars, which are not intended to be statements or representations of fact and any intending purchaser or lessee must satisfy himself by inspection or otherwise as to the correctness of each of the statements contained in these particulars. Any floorplans on this brochure are for illustrative purposes only and are not necessarily to scale.

Offices at: Offices at Chorlton, Didsbury, Disley, Hale, Glossop, Macclesfield, Manchester Deansgate, Manchester Whitworth Street, New Mills, Sale, Wilmslow and Withington

01625 536300