



Castle Road | Coedpoeth | Wrexham | LL11 3NU

Offers in the region of £245,000



ROSE RESIDENTIAL

Castle Road | Coedpoeth

Wrexham | LL11 3NU

Offers in the region of £245,000

Offered for sale with no onward chain. Situated in a sought after village location with far-reaching views, this well presented three-bedroom semi-detached family home offers spacious internal accommodation throughout. A highlight of the property is the beautiful conservatory, which overlooks a well-maintained and attractively landscaped rear garden. Perfectly suited for family living, the home enjoys a convenient setting close to excellent local amenities

Entrance Hall

A partly glazed UPVC double-glazed door opens into the front porch, which features a side facing circular window and a further door leading into the lounge.

Lounge and Dining

19'11" x 12'1" (6.08m x 3.69m)

A bright and spacious open-plan lounge and dining area, featuring a large front facing UPVC double glazed window that floods the room with natural light and further smaller rear facing window. There is a beautiful Adams style fireplace with inset coal effect electric fire, wood effect flooring, radiator, stairs leading to the first floor and a further doorway leads to the kitchen.

Kitchen

11'1" x 6'7" (3.40m x 2.01m)

The kitchen is appointed with a range of base and wall cupboards, with granite effect worktops over and an inset single-drainer sink. There is space for an under-counter fridge, freezer, and washing machine, along with an integrated electric oven, gas hob, and extractor fan. A rear-facing single-glazed window sits beside a timber part-glazed door providing access to the conservatory.





Conservatory

12'1" x 9'9" (3.69m x 2.98m)

A bright UPVC double glazed conservatory with a polycarbonate roof, enjoying views over the garden and providing an excellent second reception space. Side facing glazed doors offer convenient access to the garden.

Stairs and Landing

A staircase ascends from the lounge to a spacious first floor landing, where four doors provide access to the bedrooms and bathroom.

Bedroom One

10'4" x 11'5" (3.17m x 3.49m)

Featuring a front facing UPVC double glazed window with far-reaching views, radiator, and laminate flooring.

Bedroom Two

11'0" x 9'0" (3.36m x 2.75m)

Another spacious double bedroom with front facing UPVC double glazed window, radiator and laminate flooring.

Bedroom Three

8'3" x 10'7" (2.52m x 3.23m)

The smallest of the three bedrooms is not presently in use as a bedroom but would accommodate a small double bed or serve as a generous single. It benefits from a rear facing UPVC double glazed window, a radiator, and laminate flooring.

Family Bathroom

Fitted with a three piece suite comprising a panelled P-shaped shower bath with electric shower and glazed screen, along with a vanity unit incorporating a wash hand basin and low-level WC. Additional features include a rear facing UPVC double glazed privacy window, radiator, and a storage cupboard housing the Worcester boiler.

Integral Garage

The integral garage features a front up-and-over door.

External

The rear garden is attractively landscaped for ease of maintenance, offering gravelled seating areas ideal for outdoor dining and entertaining, complemented by raised beds planted with mature shrubs.

Disclaimer

The information provided on this property listing, including but not limited to descriptions, photographs, measurements, and pricing, is for informational purposes only. While all reasonable efforts have been made to ensure the accuracy of this information, the owner, agent, or company assumes no responsibility for any errors or omissions, and it is subject to change without notice.

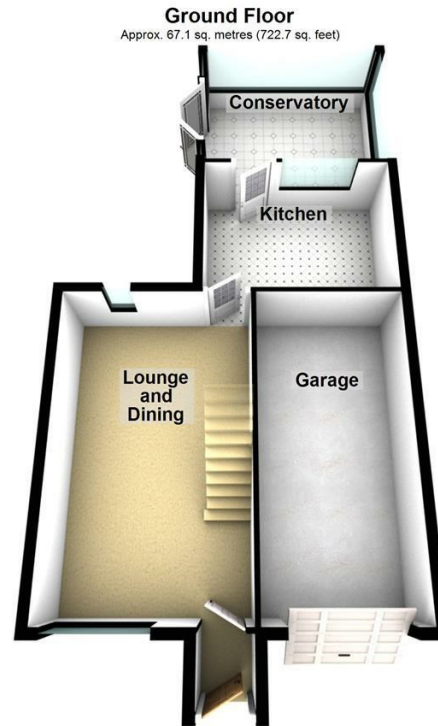
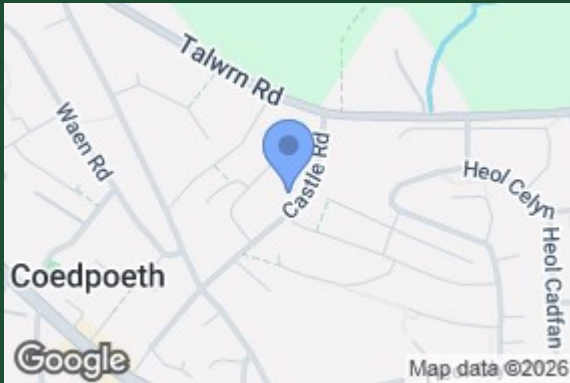
All prospective buyers or tenants are strongly advised to verify any details and conduct their own due diligence before making any decisions. The property may be subject to changes in zoning, laws, or other factors that could impact its use or value. Additionally, the property is sold or leased "as-is" and may not be in perfect condition.

By proceeding with any engagement with this property, you acknowledge that you have read, understood, and accepted these terms.

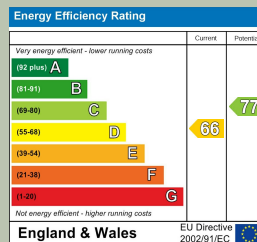
Anti Money Laundering (AML) Checks

We are required by law to carry out anti money laundering (AML) checks on all purchasers of property. Whilst we remain responsible for ensuring these checks and any ongoing monitoring are completed correctly, the initial checks are undertaken on our behalf by Lifetime Legal. Once your offer has been accepted, Lifetime Legal will contact you to complete the necessary verification. The cost of these checks is £60 (including VAT), which covers the cost of obtaining relevant data, as well as any manual checks and monitoring that may be required. This fee must be paid directly to Lifetime Legal before we can issue a memorandum of sale, and it is non-refundable.





Total area: approx. 107.8 sq. metres (1160.7 sq. feet)



Wrexham

01978 504001
sales@rose-residential.co.uk