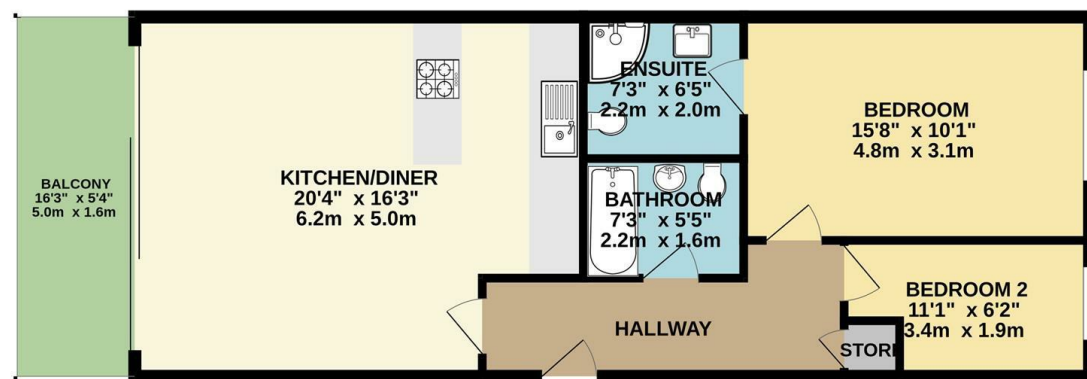


GROUND FLOOR  
703 sq.ft. (65.3 sq.m.) approx.



TOTAL FLOOR AREA: 703 sq.ft. (65.3 sq.m.) approx.  
Whilst every attempt has been made to ensure the accuracy of the floorplan contained here, measurements of doors, windows, rooms and any other items are approximate and no responsibility is taken for any error, omission or mis-statement. This plan is for illustrative purposes only and should be used as such by any prospective purchaser. The services, systems and appliances shown have not been tested and no guarantee as to their operability or efficiency can be given.  
Made with Metropix ©2025

Council: Waltham Forest Council | Council Tax Band: E | Floor Area: 703.00 sq ft



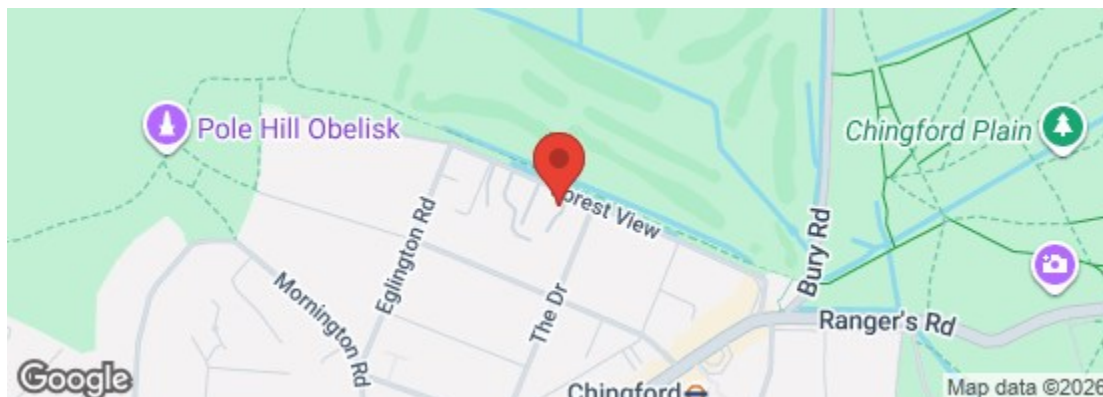
**CHURCHILL**  
estates

22 Forest View, London, E4 7AU


£1,950 Per Month

Bedrooms: 2 | Reception Rooms: 1 | Bathrooms: 2

Energy Efficiency Rating		Current	Potential
Very energy efficient - lower running costs			
(92 plus) A			
(81-91) B			
(69-80) C			
(55-68) D			
(39-54) E			
(21-38) F			
(1-20) G			
Not energy efficient - higher running costs			
<b>England &amp; Wales</b>	EU Directive 2002/91/EC	81	82




The Agent has not tested any apparatus, equipment, fixtures and fittings or services and so cannot verify that they are in working order or fit for the purpose. A buyer is advised to obtain verification from their solicitor or surveyor. References to the tenure of a property are based on information supplied by the seller. The agent has not had the sight of the title documents. A buyer is advised to obtain verification from their solicitors.



**CHURCHILL**  
estates

Request a Viewing: **020 8529 5500** Email: [northchingford@wearechurchills.co.uk](mailto:northchingford@wearechurchills.co.uk)



Churchill Estates are delighted to offer to rent this truly stunning and immaculately presented 2 bedroom 2 bath second floor apartment situated in a most attractive location and position facing Royal Epping Forest Golf Course with far reaching viewings to Forest land beyond, front reception room with fitted kitchen area, and a superb 16ft front facing balcony, 2 bedrooms, master bedroom has ensuite shower room, and family bathroom, lift serviced block, secure gated development, allocated parking to rear for one car, offered either furnished to suite or unfurnished, available now.

