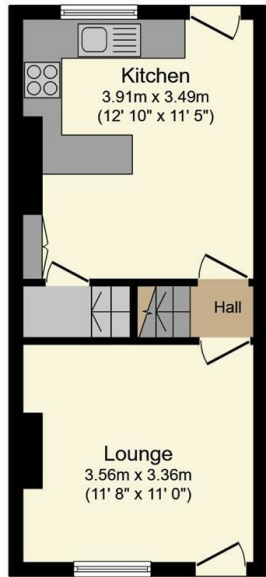




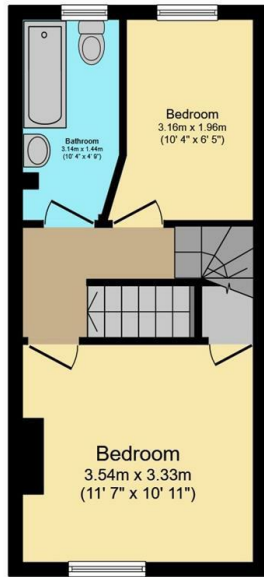
## 69 Mulehouse Road, Sheffield, S10 1TB

Offers Over £260,000

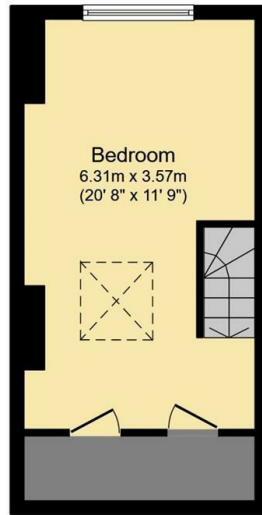
- Great first-time buyer home
- Two double bedrooms and one single bedroom
- Walking distance to the city centre, University of Sheffield and many hospitals
- Stone mid-terrace
- South facing rear garden
- Freehold
- Modern dining kitchen
- Short walk to fantastic local shops, cafes and pubs



**Ground Floor**  
Floor area 29.8 sq.m. (320 sq.ft.)



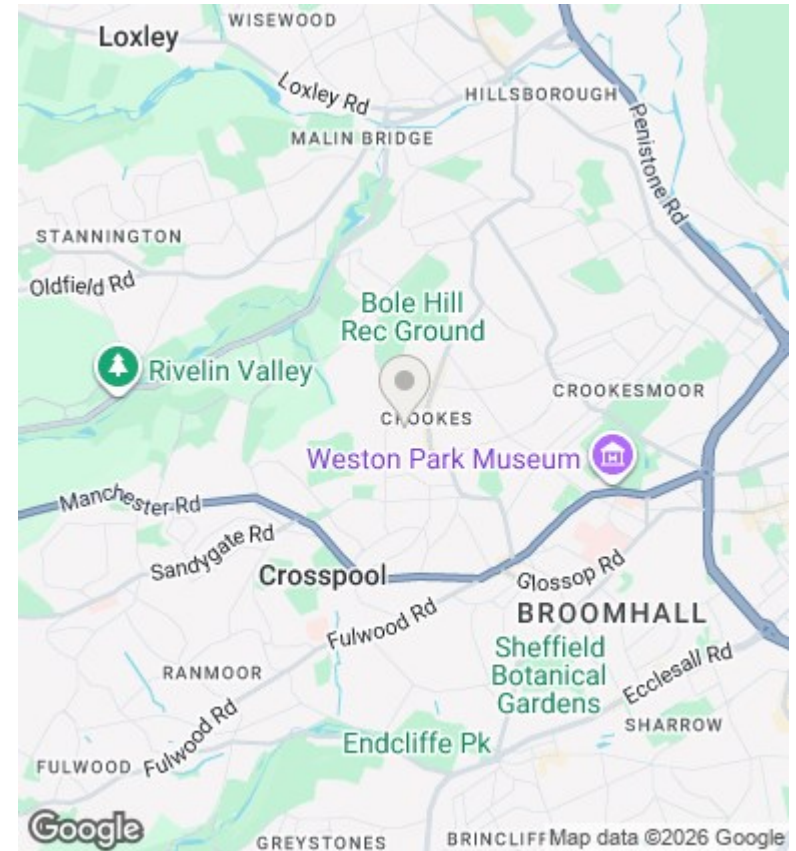
**First Floor**  
Floor area 29.8 sq.m. (320 sq.ft.)



**Second Floor**  
Floor area 22.8 sq.m. (246 sq.ft.)

Total floor area: 82.3 sq.m. (886 sq.ft.)

This floor plan is for illustrative purposes only. It is not drawn to scale. Any measurements, floor areas (including any total floor area), openings and orientations are approximate. No details are guaranteed, they cannot be relied upon for any purpose and do not form any part of any agreement. No liability is taken for any error, omission or misstatement. A party must rely upon its own inspection(s). Powered by www.Propertybox.io



## Directions

## Viewings

Viewings by arrangement only. Call 01142 687777 to make an appointment.

## Council Tax Band

C

## EPC Rating:

D

| Energy Efficiency Rating                    |                         |           |
|---|-------------------------|-----------|
|   | Current                 | Potential |
| Very energy efficient - lower running costs |                         |           |
| (92 plus) <b>A</b>                          |                         |           |
| (81-91) <b>B</b>                            |                         |           |
| (69-80) <b>C</b>                            |                         |           |
| (55-68) <b>D</b>                            | 68                      | 75        |
| (39-54) <b>E</b>                            |                         |           |
| (21-38) <b>F</b>                            |                         |           |
| (1-20) <b>G</b>                             |                         |           |
| Not energy efficient - higher running costs |                         |           |
| <b>England &amp; Wales</b>                  | EU Directive 2002/91/EC |           |