

# Franklyn James



## Cotall Street

, London, E14 6TL

Asking Price £525,000

Enjoy fantastic views across Bartlett Park and the Canary Wharf skyline from the third floor of this exquisite apartment. The property offers three double bedrooms and an abundance of living space extending to approximately 940 sq. ft. It features a superb dual-aspect reception room with a large private balcony, complete with clear glass balustrades that allow full enjoyment of the uninterrupted, far-reaching views.

The modern kitchen is fitted with integrated appliances. All three bedrooms are generously sized doubles, including a principal bedroom with built-in wardrobes and a contemporary en suite shower room. The entrance hall benefits from two storage cupboards, while the main bathroom is finished with a stylish three-piece suite. Further features include wood flooring, new bedroom carpets and newly fitted blackout blinds. The building is secure, with a fob-operated double-door entry system, and residents access the apartment via the main entrance lobby and lifts.

The property is enviably positioned on a quiet residential street, directly beside the extensive green open spaces of Bartlett Park. A brand-new park-side café is located on the ground floor, along with newly introduced boats-for-hire, further enhancing the lifestyle offered by this high-quality development, built just last year.

Westferry DLR station is a short walk away, providing swift and direct access to the City, Canary Wharf and Stratford. Mile End and Canary Wharf stations are also easily reached via a five-minute bus journey. The building is popular, and the apartment is ideally suited to professionals or a professional family. There is no onward chain.

- Stunning views
- Prime location
- Easy access to Canary Wharf
- Chain free
- Excellent investment opportunity
- Open-plan living and dining area
- Private balcony
- Close to Westferry and All Saints DLR stations

### Viewing

Please contact our Limehouse Sales Office on 02077911777 if you wish to arrange a viewing appointment for this property or require further information.




3



2



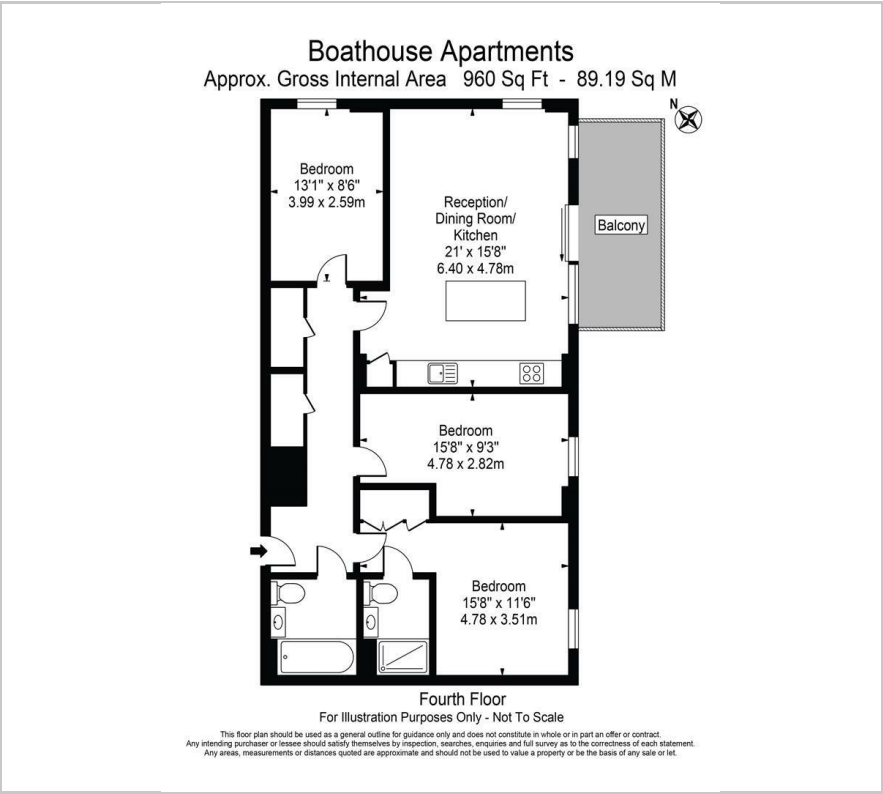
1



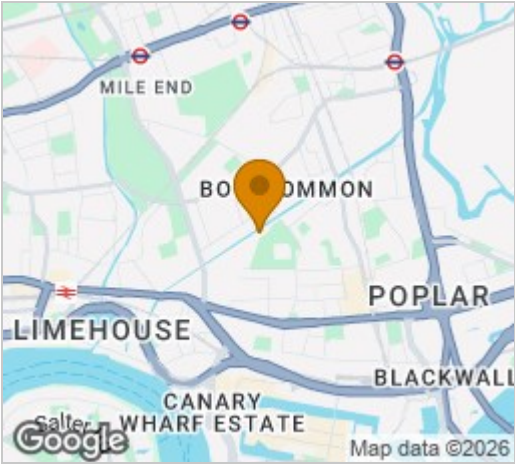
C



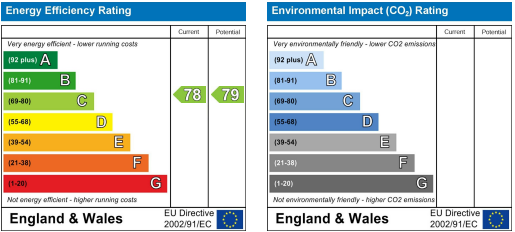
Floor Plan



Area Map



Energy Efficiency Graph



These particulars, whilst believed to be accurate are set out as a general outline only for guidance and do not constitute any part of an offer or contract. Intending purchasers should not rely on them as statements of representation of fact, but must satisfy themselves by inspection or otherwise as to their accuracy. No person in this firms employment has the authority to make or give any representation or warranty in respect of the property.