

49 Boeing Way - £260,000

Mildenhall Bury St. Edmunds IP28 7RJ

shires
residential



"Consistently providing outstanding service to our clients"

£260,000

The Property

This well-presented two-bedroom detached bungalow is situated within the highly regarded Comet Way Estate in the popular market town of Mildenhall.

The property offers bright and open-plan living, creating a welcoming and versatile space ideal for both everyday living and entertaining. The accommodation is well laid out and has been thoughtfully maintained, allowing a buyer to move straight in with minimal work required.

The garage benefits from both front and rear access, offering excellent practicality for storage, workshop use, or secure parking.

Externally, the home provides off-street parking along with well-maintained outdoor space, all set within a quiet and desirable residential location.

Offered to the market with no onward chain, the property presents an excellent opportunity for first-time buyers, downsizers, or investors alike. With strong rental potential, good presentation throughout, and convenient access to local amenities, this attractive bungalow is ready for immediate occupation.

Early viewing is highly recommended.

Features

- TWO BEDROOM DETACHED BUNGALOW
- DOWNSIZERS OR INVESTORS
- SOUGHT-AFTER COMET WAY ESTATE
- BRIGHT OPEN-PLAN LIVING SPACE
- OFF-STREET PARKING
- WELL-MAINTAINED OUTDOOR SPACE
- QUIET RESIDENTIAL LOCATION
- NO ONWARD CHAIN
- IDEAL FOR FIRST-TIME BUYERS
- CHAIN FREE

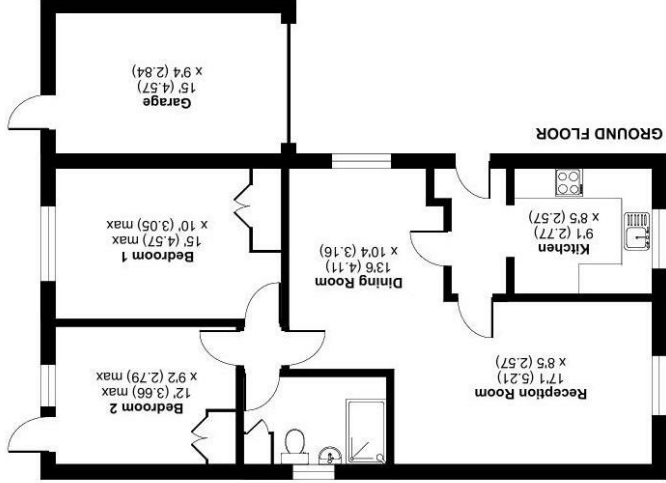





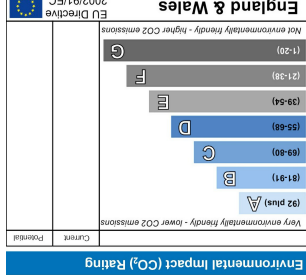
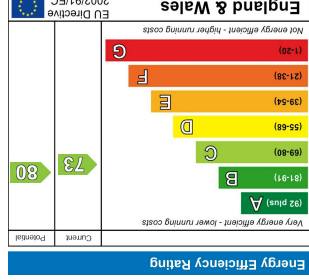
These sales particulars have been produced as a general guide only and we would draw to your attention that we have not carried out a detailed Survey of the property nor have we tested services, appliances or specific fittings. Whilst measurements and statements given within the details are provided in good faith, their accuracy should not be relied upon. If there are any points about which you may be uncertain or would like further clarification, we would suggest that you telephone this office and speak to our staff who will endeavour to assist you.

Boeing Way, Mildenhall, Bury St. Edmunds, IP28

Approximate Area = 780 sq ft / 72.4 sq m
Garage = 140 sq ft / 13 sq m
Total = 920 sq ft / 85.4 sq m
For identification only - Not to scale



 Floor plan produced in accordance with RICS Property Measurement 2nd Edition, incorporating International Property Measurement Standards (IPMIS2 Residential). © nethcom 2026.
Produced for Abbey Sales and Lettings. REF: 1402978



Shires Residential
4 New Street, Mildenhall, Suffolk, IP28 7EN
T: 01638 712132
E: mildenhall@shiresestateagents.co.uk
www.shiresresidential.com