



4 Bed House

Hayloft 6 Chase Farm, Matlock Road, Ambergate DE56 2HH

Price £385,000 Freehold




4



2



2



B

Fletcher
& Company

www.fletcherandcompany.co.uk

- Stylish Contemporary & Spacious Home - 1, 285 sq. ft
- Countryside Views - No Chain Involved
- Convenient for Matlock, Belper & A6 Transport Links
- Underfloor Heating & Aluminium Double Glazing
- Lounge with French Doors to Garden
- Living Kitchen/Dining Room with Built-In Appliances
- Utility, Cloakroom & Dog/Cat Den
- Four Generous Bedrooms & Two Bathrooms
- Private Gardens
- Car Parking for Two Cars - Electric Car Charging Point

NO CHAIN - Nestled in the picturesque setting of Ambergate, Hayloft, Chase Farm, is a stylish contemporary house offering a perfect blend of modern living and serene countryside views. Spanning an impressive 1,285 square feet, providing ample space for relaxation and entertaining.

The heart of the home is undoubtedly the superb living kitchen and dining room, which is equipped with built-in appliances, making it a delightful space for culinary enthusiasts and family gatherings alike. The lounge, adorned with French doors, opens directly onto a private garden, allowing for a seamless transition between indoor and outdoor living, perfect for enjoying the tranquil surroundings.

The property features four generous bedrooms, ensuring plenty of room for family or guests and two bathrooms.

For those with vehicles, the property offers convenient parking for two cars, adding to the overall appeal of this delightful home.

Situated on the edge of the Peak District within the Derwent Valley Mills World Heritage Site and enjoying fine views, Chase Farm is on the fringe of the village of Ambergate just 14 miles north of Derby and within just 3 miles of the popular market town of Belper. Ambergate has its own train station with quick direct services to Derby and Nottingham to the south and the ever popular town of Matlock to the North.

Chase Farm (Built 2021) is a exclusive development of contemporary homes on the edge of the Peak District enjoying fine views over the Derwent Valley. Each of the homes has been finished to an exceptional high standard for which the builder Chevin Homes is renowned.

All downstairs rooms are automatically controlled individually. Burglar Alarm/ Sensor lighting to courtyard and Dry stone wall entrance.

Belper 3 miles, Matlock 8 miles, Derby 14 miles, Nottingham 18 miles, Sheffield 33 miles

A38 4 miles, M1 (Junction 28) 9 miles

Accommodation

Ground Floor

Entrance Hall

With a double glazed entrance door, side double glazed window, fitted blinds, large inset doormat and spotlights to ceiling.

Cloakroom

5'7" x 3'8" (1.72m x 1.12m)

With low level WC, fitted wash basin with fitted base cupboard underneath, tile splashbacks, tile flooring, underfloor heating, high ceiling, extractor fan, heated chrome towel rail/radiator and internal oak veneer door with chrome fittings.

Lounge

17'8" x 12'3" (5.40m x 3.74m)

With solid wood flooring with underfloor heating, wall lights, high ceiling, countryside views, aluminium double glazed window to rear, dimmer switch, aluminium double glazed French doors opening onto sun patio and private rear garden and internal oak veneer door with chrome fittings.



Inner Hallway

11'9" x 3'5" (3.59m x 1.05m)

With solid wood flooring with underfloor heating, high ceiling and spotlights to ceiling.

Living Kitchen/Dining Room

17'6" x 16'0" (5.35m x 4.90m)



Dining Area

With solid oak wood flooring with underfloor heating, high ceiling, spotlights to ceiling, aluminium double glazed window with fitted blind and open space leading to kitchen area.



Kitchen Area

With one and a half inset stainless steel sink unit with Quooker tap, wall and base fitted units with attractive matching quartz worktops, concealed worktop lights, Neff induction hob, concealed extractor hood, built-in Neff electric fan assisted oven, Neff integrated dishwasher, built-in Neff microwave, Neff wine cooler, built-in Neff fridge, built-in Neff freezer, matching oak wood flooring with underfloor heating, high ceiling, spotlights to ceiling, concealed display lighting, kitchen island with matching quartz worktops and fitted drawers underneath and open space leading to dining area.



Utility Room

10'1" x 5'2" (3.08m x 1.59m)

With inset one and a half stainless steel sink unit with mixer tap, wall and base fitted units with matching quartz worktops, plumbing for automatic washing machine, space for tumble dryer, tile flooring with underfloor heating, high ceiling, spotlights to ceiling, concealed worktop lights and internal oak veneer door with chrome fittings.



Storage Cupboard

9'4" x 2'10" (2.86m x 0.87m)

With oak wood flooring with underfloor heating and internal oak veneer door with chrome fittings.

Dog/Cat Den

3'9" x 3'8" (1.16m x 1.13m)

With tile flooring with underfloor heating, featured wallpaper wall, power, lighting and internal oak veneer door with chrome fittings.

First Floor Landing

16'4" x 4'11" (4.98m x 1.52m)

With radiator, high ceiling, spotlights to ceiling, attractive balustrade and access to two roof spaces.

Boiler Cupboard

5'9" x 2'10" (1.77m x 0.88m)

With central heating boiler, hot water cylinder and oak veneer door with chrome fittings.

Bedroom One

14'0" x 9'5" (4.27 x 2.89)

With radiator, high ceiling, spotlights to ceiling, T.V. point, dimmer switches, aluminium double glazed window to rear with fitted blind, countryside views and internal oak veneer door with chrome fittings.



En-Suite

8'10" x 3'6" (2.70m x 1.08m)

With double shower cubicle with chrome fittings including shower, fitted wash basin with fitted base cupboard underneath, low level WC, tile splashbacks, tile flooring, high ceilings, spotlights to ceiling, extractor fan, shaver point, heated chrome towel rail/radiator and internal oak veneer door with chrome fittings.



Bedroom Two

13'11" x 9'6" (4.25m x 2.91m)

With radiator, high ceiling, T.V. point, aluminium double glazed window to front, countryside views and internal oak veneer door with chrome fittings.



Bedroom Three

10'9" x 7'9" (3.30m x 2.38m)

With radiator, high ceiling, aluminium full height double glazed window to rear, T.V. point, countryside views and internal oak veneer door with chrome fittings.



Bedroom Four

10'5" x 7'9" (3.18m x 2.37m)

With radiator, high ceiling, aluminium full height double glazed window to front, T.V. point, countryside views and internal oak veneer door with chrome fittings.



Family Bathroom

9'6" x 5'8" (2.91m x 1.74m)

Bath with chrome fittings including chrome shower over with shower screen door, fitted wash basin with chrome fittings with fitted base cupboard underneath, tile splashbacks, matching tile flooring, high ceiling, spotlights to ceiling, extractor fan, heated chrome towel rail/radiator and internal oak veneer door with chrome fittings.




Front Garden

The property is set back behind a lawned fore-garden with black estate rails and hand gate opening onto a paved pathway which leads to the front door.

Rear Garden

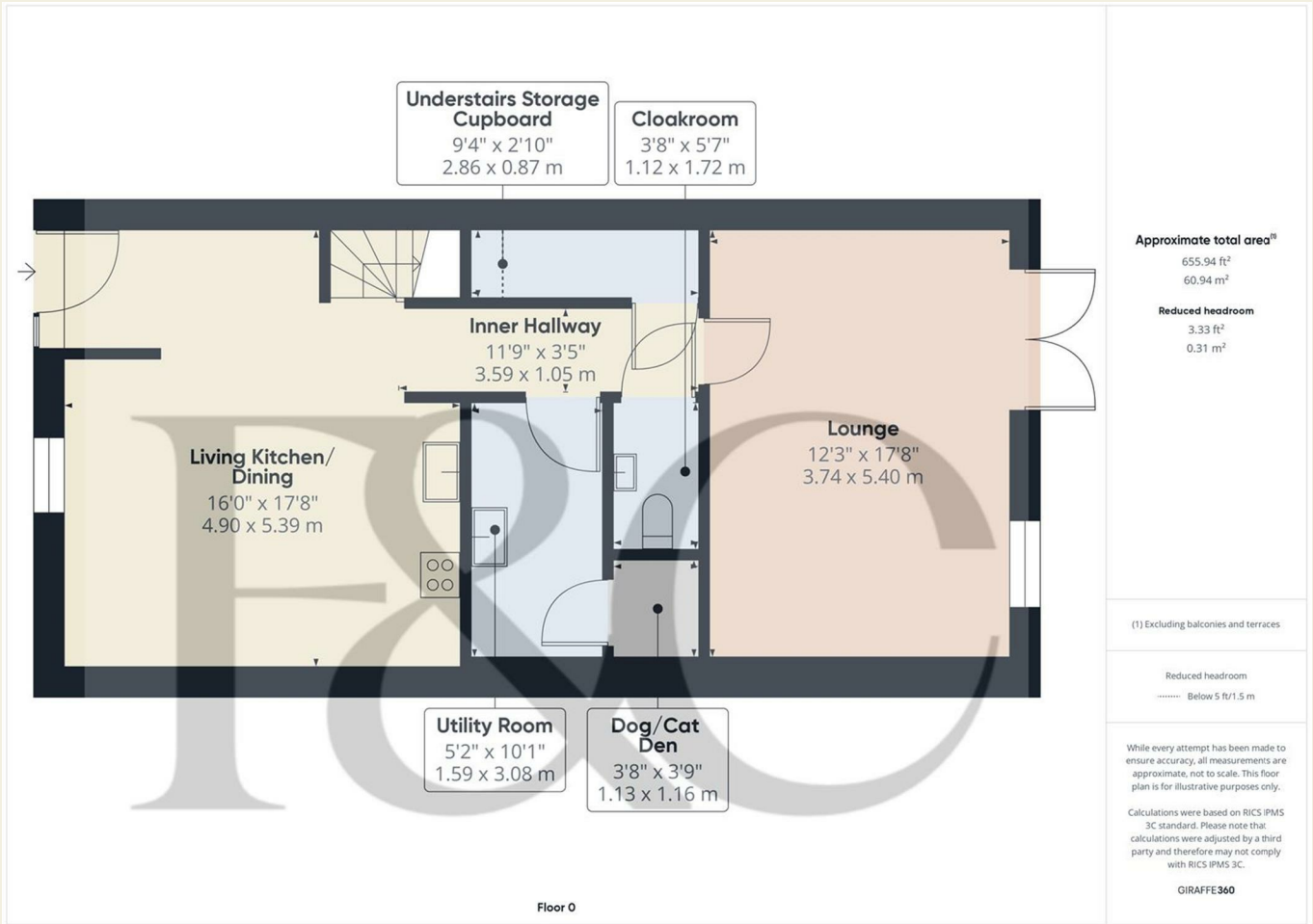
To the rear of the property is a private, sunny, enclosed rear garden. The garden is not overlooked and enjoys shaped lawns, sun patio providing a pleasant sitting out and entertaining space complemented by a varied selection of shrubs, plants and small trees. Rear gate to bin area and side access. Outside power point and tap.



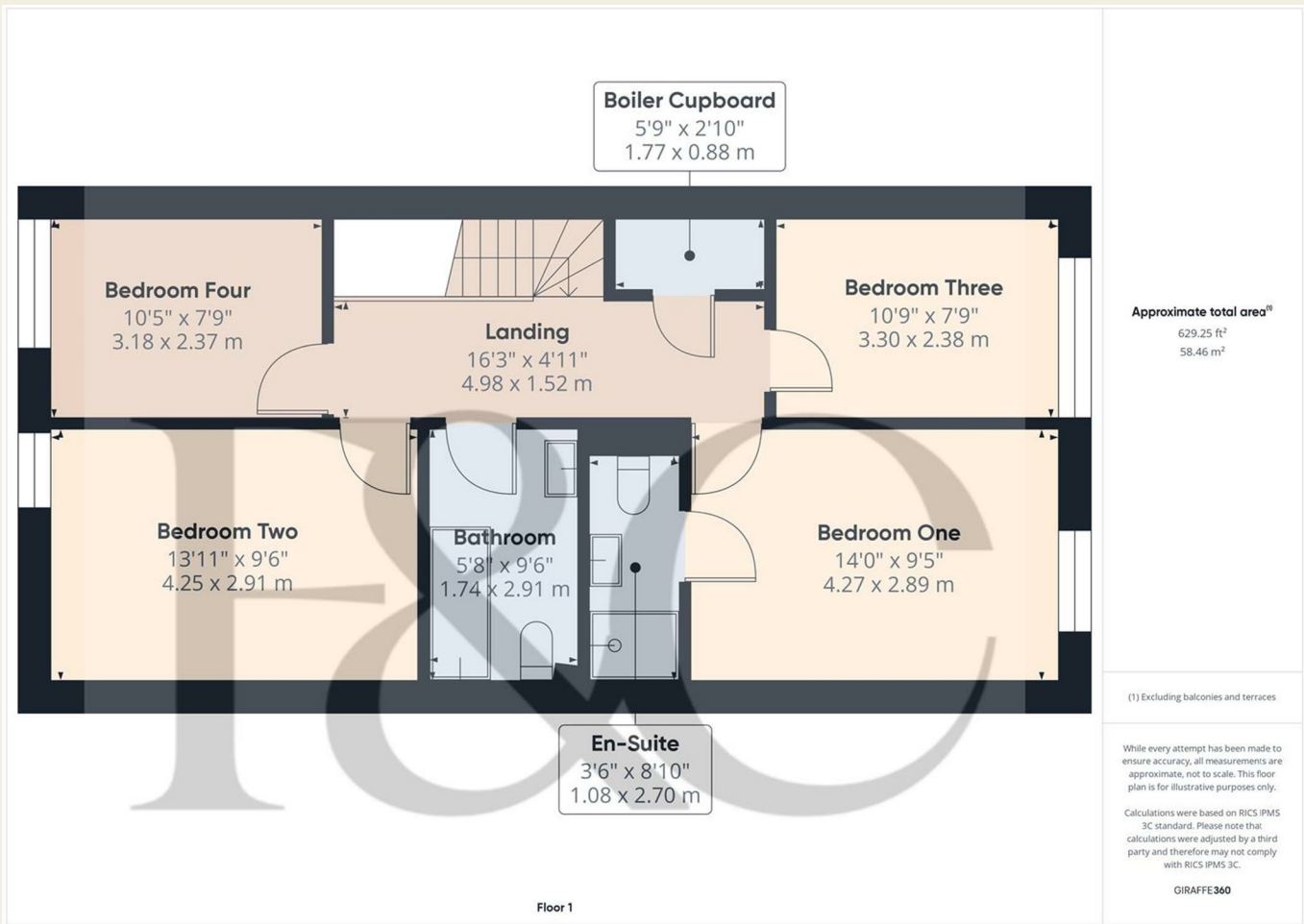
Driveway

A block paved driveway provides car standing spaces for two cars.

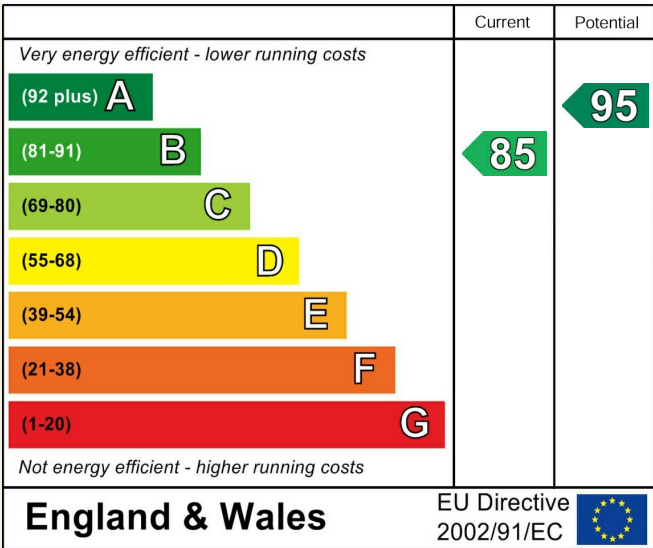
Council Tax Band D



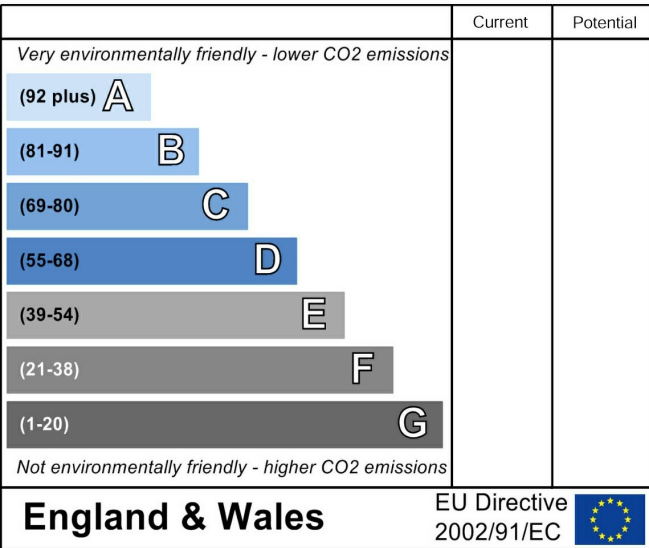
These particulars do not constitute an offer or a contract neither do they form part of an offer or contract. The vendor does not make or give and Messrs. Fletcher & Company nor any person employed has any authority to make or give any representation or warranty, written or oral, in relation to this property. Whilst we endeavour to make our sales details accurate and reliable, if there is any point which is of particular importance to you, please contact the office and we will be pleased to check the information for you, particularly if contemplating travelling some distance to view the property. None of the services or appliances to the property have been tested and any prospective purchasers should satisfy themselves as to their adequacy prior to committing themselves to purchase.



Energy Efficiency Rating



Environmental Impact (CO₂) Rating



These particulars do not constitute an offer or a contract neither do they form part of an offer or contract. The vendor does not make or give and Messrs. Fletcher & Company nor any person employed has any authority to make or give any representation or warranty, written or oral, in relation to this property. Whilst we endeavour to make our sales details accurate and reliable, if there is any point which is of particular importance to you, please contact the office and we will be pleased to check the information for you, particularly if contemplating travelling some distance to view the property. None of the services or appliances to the property have been tested and any prospective purchasers should satisfy themselves as to their adequacy prior to committing themselves to purchase.