



Jordan fishwick

2 Beech Hurst Close, Whalley Range, M16 8EP

Guide Price £270,000

2 Beech Hurst Close, Whalley Range, Manchester, M16 8EP

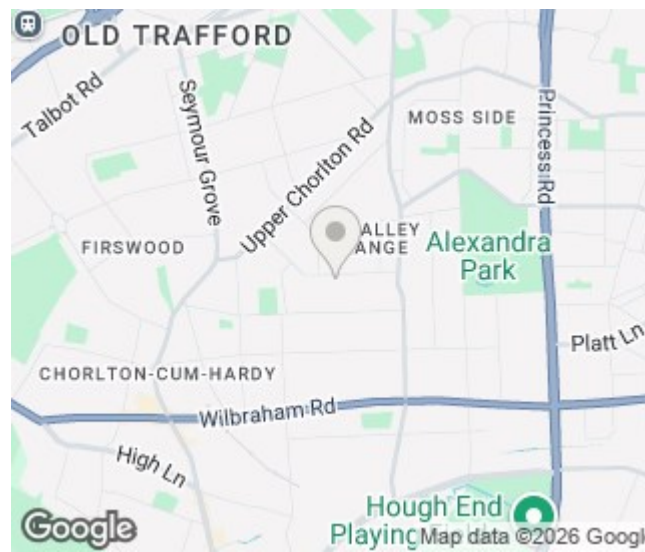
Guide Price £270,000




The Property

NO CHAIN Located on a quiet residential CUL-DE-SAC just off College Road in the leafy suburb of Whalley Range is this delightful TWO DOUBLE BEDROOM MODERN MEWS which benefits from ALLOCATED OFF ROAD PARKING and offers spacious and light accommodation throughout. This splendid property is positioned within easy reach of all local amenities, multiple local schools and parks as well as being within walking distance of both Chorlton Village and the Metro. The accommodation briefly comprises: covered porch, entrance hallway, spacious lounge/dining room with patio door leading to the rear garden, modern fitted kitchen. To the first floor there are two good sized double bedrooms and bathroom, fitted with a modern three piece suite. Both double glazing and electric room heaters have been installed throughout. Externally, to the rear of the property is a good sized fenced and enclosed garden with large stone patio area and deep beds stocked with an array of mature plants and shrubs.

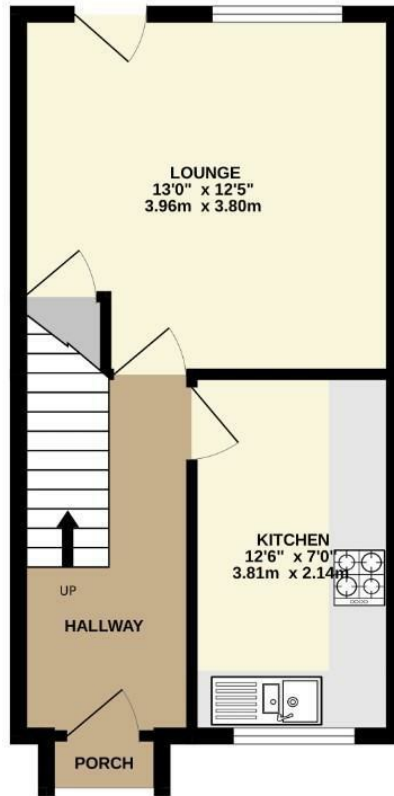
- NO CHAIN
- Delightful mid terrace modern mews
- Two good sized double bedrooms
- Quiet residential CUL-DE-SAC
- Allocated off road parking
- Well placed for all local amenities, schools and parks
- Walking distance to Chorlton Village and the Metro
- Council Tax: B. EPC: C



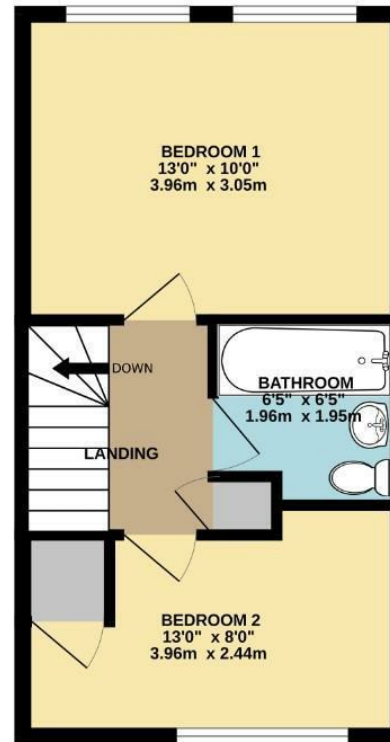
Energy Efficiency Rating		
	Current	Potential
Very energy efficient - lower running costs		
(92 plus) A		91
(81-91) B		
(69-80) C	69	
(55-68) D		
(39-54) E		
(21-38) F		
(1-20) G		
Not energy efficient - higher running costs		
England & Wales		EU Directive 2002/91/EC 



GROUND FLOOR
332 sq.ft. (30.8 sq.m.) approx.



1ST FLOOR
325 sq.ft. (30.2 sq.m.) approx.



TOTAL FLOOR AREA: 656 sq.ft. (61.0 sq.m.) approx.

Whilst every attempt has been made to ensure the accuracy of the floorplan contained herein, measurements of doors, windows, rooms and any other items are approximate and no responsibility is taken for any error, omission or mis-statement. This plan is for illustrative purposes only and should be used as such by any prospective purchaser. The services, systems and appliances shown have not been tested and no guarantee as to their operability or efficiency can be given.
Made with Metropix ©2026



These particulars are believed to be accurate but they are not guaranteed and do not form a contract. Neither Jordan Fishwick nor the vendor or lessor accept any responsibility in respect of these particulars, which are not intended to be statements or representations of fact and any intending purchaser or lessee must satisfy himself by inspection or otherwise as to the correctness of each of the statements contained in these particulars. Any floorplans on this brochure are for illustrative purposes only and are not necessarily to scale.

Offices at: Chorlton, Didsbury, Disley, Hale, Glossop, Macclesfield, Manchester Deansgate, Manchester Whitworth Street, New Mills, Sale, Wilmslow and Withington