

Location

Location Map



Important Note

Centro Residential Sales and Lettings limited have not tested any services, heating system, electrical system, appliances, fixtures and fittings, that may be included in this property and would advise interested parties to satisfy themselves as to their condition or investigating the presence of any deleterious materials.

Viewing: Strictly by appointment through:

CENTRO RESIDENTIAL SALES AND LETTINGS LIMITED

Tel: 020 8401 5000

E-mail: residential@centro.plc.uk

See a selection of our properties at www.centro.plc.uk

£1,650 Per Month -
Elizabeth Drive, Banstead, SM7 2FE



Description

- Penthouse Apartment
- Two Double Bedrooms
- Allocated Parking
- Unfurnished
- Stunning Grounds
- Gated Development
- Council Tax Band : D
- EPC Rating : C

Features

- Allocated Parking Space
- Electric Heating
- Penthouse Apartment

What you need to know

- Term: 12 months
- Rent: £1650pcm exclusive of bills
- Security deposit: £1903.00
- Energy Rating: D
- Council Tax band: C



Accommodation

Additional Photo



All dimensions and measurements are approximate and for guidance only.

Just Centro's Opinion...

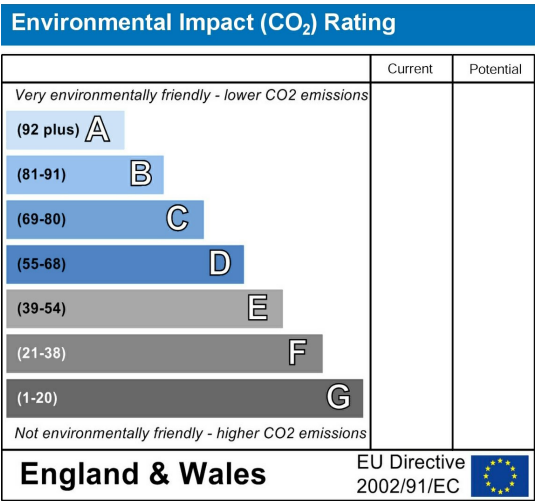
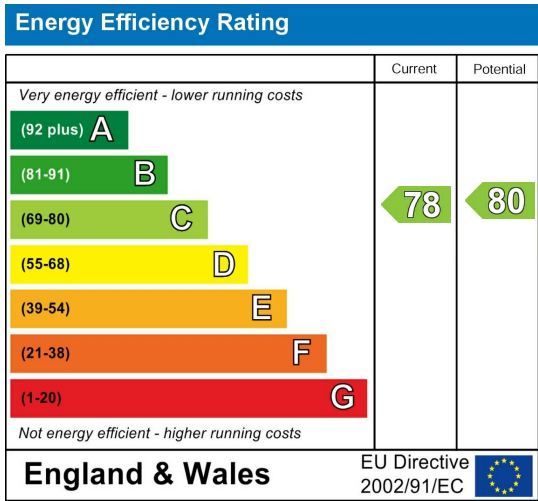
This luxury two double bedroom penthouse apartment is situated in the Gated Banstead Wood development set on 28 acres of woodland and truly stunning communal gardens.

This lovely apartment is the only property on its floor and offers space, style and sophistication throughout. Boasting a large lounge with living and dining space, fitted kitchen, two double bedrooms, stylish bathroom suite, loft access and an allocated parking space.

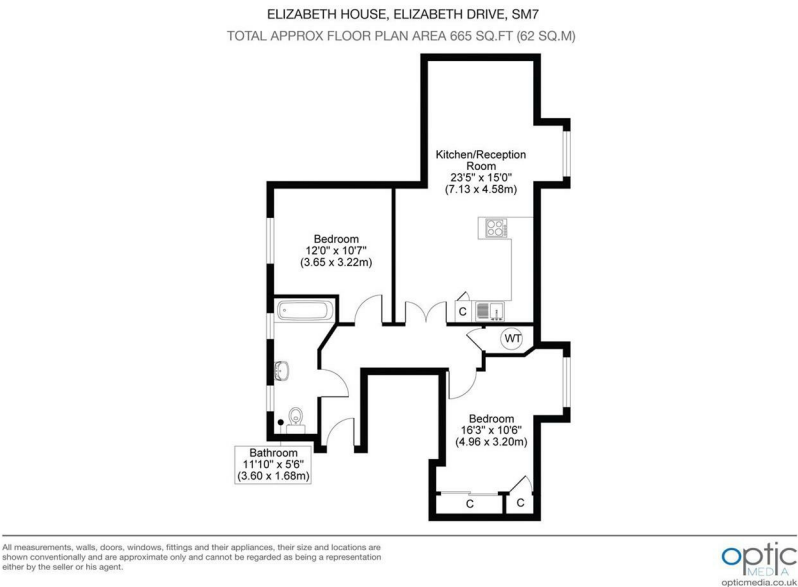
The grounds offer a mixture of woodlands, open lawn areas, tennis courts, communal barbecue area, visitors parking and landscaped communal gardens. Local shops can be found in Banstead High Street with a mix of traditional village shops, restaurants and cafés.

Offered unfurnished and available now.

EPC Graph



Floor Plan



For illustration purposes only