



St. Laurence Court,
Long Eaton, Nottingham
NG10 1BF

O/O £170,000 Freehold



AN END TERRACED TWO BEDROOM HOME SITUATED WITHIN ST LAURENCE COURT, IDEALLY SUITED TO FIRST TIME BUYERS OR BUY TO LET INVESTORS.

Robert Ellis are pleased to bring to the market this well-positioned end terraced property offering well-proportioned accommodation and the benefit of off road parking. The property provides a practical and versatile layout and is considered an ideal purchase for those looking to take their first step onto the property ladder or for investors seeking a rental opportunity.

The accommodation includes a lounge, kitchen, two bedrooms and a bathroom, with the added advantage of being sold with no onward chain. Situated within close proximity to local shops, amenities and transport links, the location offers convenient day-to-day living.. An early viewing is highly recommended to appreciate the position and potential on offer.

The property is positioned within easy access to Asda, Tesco, Lidl and Aldi stores along with numerous other retail outlets found in Long Eaton, there are schools for all ages, healthcare and sports facilities and excellent transport links include J25 of the M1, Long Eaton train station, East Midlands Airport and the A52 to Nottingham and Derby.



Lounge

14'0" x 11'8" approx (4.27m x 3.56m approx)

Radiator, UPVC double glazed window and door to the front.

Kitchen

11'6" x 10'2" approx (3.53m x 3.12m approx)

Wall and base units with work surface over, integral microwave and electric oven, electric hob and extractor over, composite 1½ bowl sink and drainer, double glazed window and door to the rear, tiled splashbacks, dishwasher, space for a free standing washing machine and fridge freezer and fitted boiler.

First Floor Landing

Doors to:

Bedroom 1

11'8" x 9'8" approx (3.56m x 2.95m approx)

Double glazed window to the front, radiator, overstairs storage cupboard.

Bedroom 2

11'8" x 6'9" approx (3.56m x 2.06m approx)

Radiator and double glazed window to the rear.

Bathroom

6'7" x 5'4" approx (2.01m x 1.63m approx)

Three piece suite comprising of a panelled bath with electric shower over, low flush w.c. and vanity wash hand basin, chrome heated towel radiator, tiled walls and extractor fan, obscure double glazed window to the side.

Outside

The front has great stance and curb appeal from the road and there is access to off street parking. To the rear there is a privately enclosed garden with a lawn, block paved patio, garden shed and the garden is enclosed with fenced boundaries.

Directions

Proceed out of Long Eaton along Main Street and at the traffic island with the Tappers Harker public house turn right into Oakleys Road. Turn left into Cooperative Street and right into St Laurence Court.

9027CO

Council Tax

Erewash Borough Council Band A

Additional Information

Electricity – Mains supply

Water – Mains supply

Heating – Gas central heating

Septic Tank – No

Broadband – BT, Sky, Virgin

Broadband Speed - Standard 15mbps Superfast 80mbps

Ultrafast 1800mbps

Phone Signal – 02, Three, EE, Vodafone

Sewage – Mains supply

Flood Risk – No flooding in the past 5 years

Flood Defenses – No

Non-Standard Construction – No

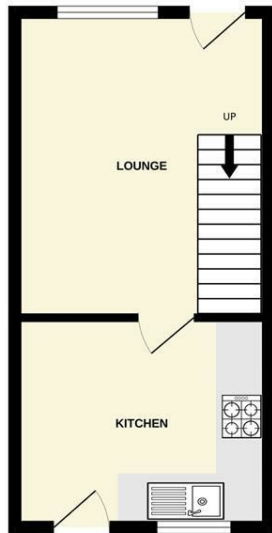
Any Legal Restrictions – No

Other Material Issues – No

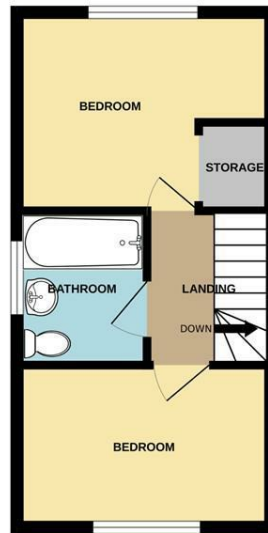




GROUND FLOOR
264 sq.ft. (24.6 sq.m.) approx.

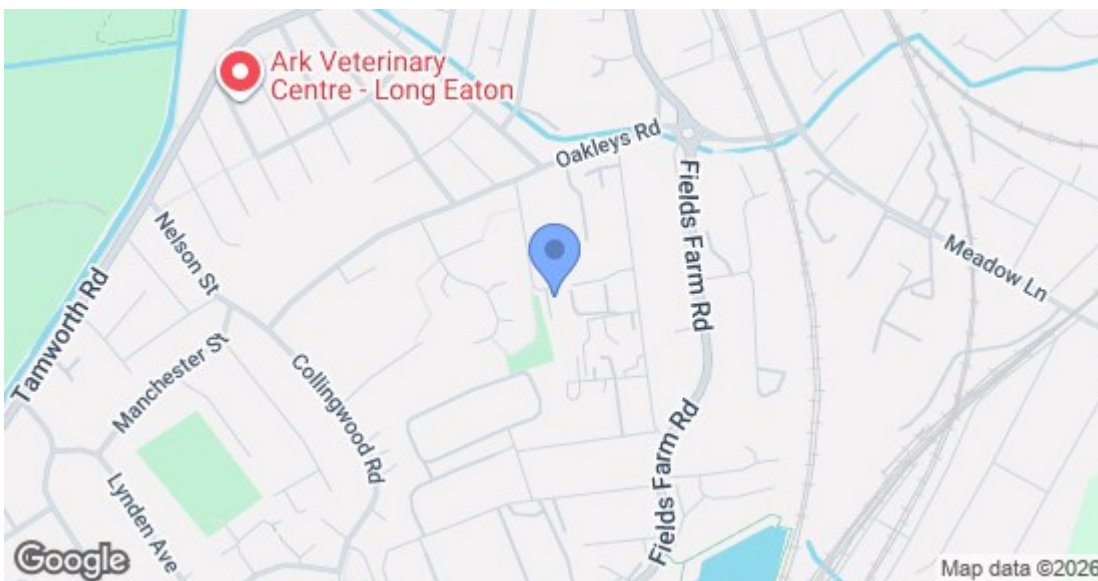


1ST FLOOR
264 sq.ft. (24.6 sq.m.) approx.



TOTAL FLOOR AREA: 529 sq.ft. (49.1 sq.m.) approx.

Whilst every attempt has been made to ensure the accuracy of the floorplans contained here, measurements of doors, windows, floors and any other items are approximate and no responsibility is taken for any error, omission or mis-statement. This plan is for illustrative purposes only and should be used as such by any prospective purchaser. The services, systems and appliances shown have not been tested and no guarantee as to their operability or efficiency can be given. Made with Metropix CC202.



Energy Efficiency Rating		Current	Potential
Very energy efficient - lower running costs			
(92 plus) A			87
(81-91) B			
(69-80) C		70	
(55-68) D			
(39-54) E			
(21-38) F			
(1-20) G			
Not energy efficient - higher running costs			
England & Wales		EU Directive 2002/91/EC	
Environmental Impact (CO ₂) Rating		Current	Potential
Very environmentally friendly - lower CO ₂ emissions			
(92 plus) A			
(81-91) B			
(69-80) C			
(55-68) D			
(39-54) E			
(21-38) F			
(1-20) G			
Not environmentally friendly - higher CO ₂ emissions			
England & Wales		EU Directive 2002/91/EC	

These details are for guidance only and complete accuracy cannot be guaranteed. If there is any point, which is of particular importance, verification should be obtained. All measurements are approximate. No guarantee can be given with regard to planning permissions or fitness for purpose. No apparatus, equipment, fixture or fitting has been tested.