



TAJ GILL POWERED BY **exp** TM UK

@ taj.gill@exp.uk.com

🌐 tajgill.exp.uk.com

☎ 07977 301227


36 Wolverley Grange, Alvaston

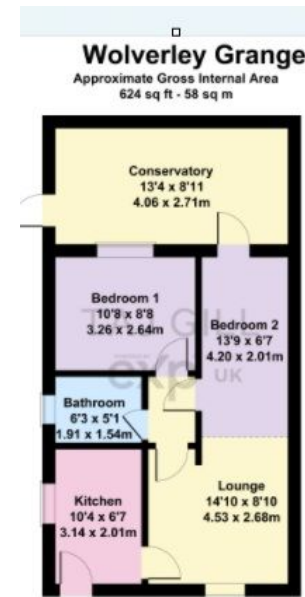
£185,000

🛏️ 2 🚿 1 🚗 1



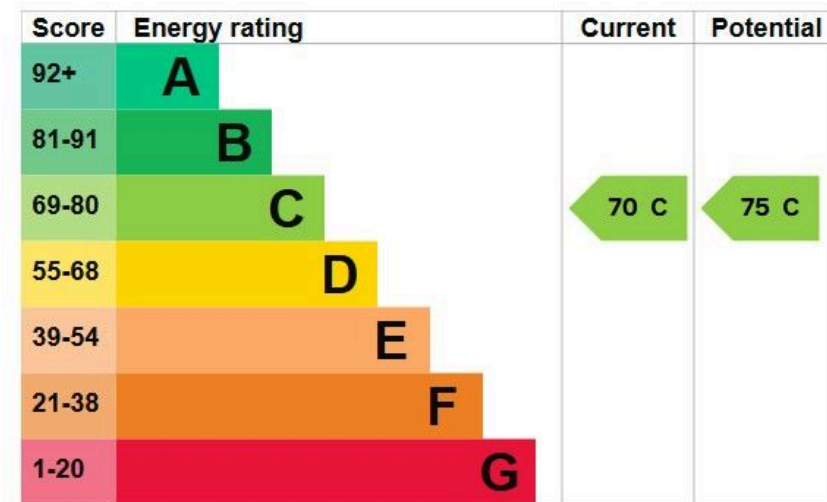
- Bungalow on Cul De Sac
- Drveway [2 Cars]
- Front / Back Garden
- Conservatory
- EPC C
- Garage
- New Kitchen/Wet Room
- New Boiler
- Council Tax Band A
- STTP Potential to Extend





Quote Ref: 1436252

A charming two bedroom semi-detached bungalow ideal for first time buyers, mature person, elderly or disabled. Situated on quiet cul-de-sac of Kedholme Lane. Alvaston
Ample driveway parking for two cars and having a wet room / shower room, conservatory with front and rear garden.
Highly desirable property!
NO CHAIN / FREEHOLD / BUNGALOW



The graph shows this property's current and potential energy rating.