







DC
LANE
SELL • LET • MANAGE

Edgcumbe Park Road, Plymouth, PL3 4NL
£315,000 Freehold

 4  1  2  D



£315,000

Edgcumbe Park Road

Plymouth, PL3 4NL

- Mid Terraced House
- Arranged Over Three Storeys
- Two Reception Rooms
- Loft Conversion
- No Onward Chain
- Four Bedrooms
- Popular Peverell Road
- Character Features
- Generous Paved Garden
- Council Tax Band C

DC Lane are delighted to present this impressive four-bedroom mid-terrace family home, perfectly positioned in the highly sought after area of Peverell. Ideally located, the property offers easy access to the A38, Plymouth City Centre and is within walking distance of Hyde Park shopping parade. It is also well placed for excellent local schooling and just moments from the beautiful green expanse of Central Park.

This charming home is brimming with character and enjoys an abundance of natural light throughout. A welcoming entrance hallway leads into beautifully presented reception rooms, including a spacious lounge featuring a square bay window and a striking working period fireplace, creating an ideal setting for cosy evenings. The dining room features a secondary period working fireplace, bespoke cabinetry set within one alcove and French doors that open directly onto the garden. This inviting space seamlessly connects to the kitchen and offers excellent potential to remove the dividing wall, creating a stunning open plan kitchen/dining area ideal for contemporary family living and effortless entertaining.

On the first floor, there are two generous double bedrooms, a well proportioned single bedroom, and a family bathroom fitted with a shower over the bath. Stairs rise to the second floor, where a loft conversion provides an excellent principal bedroom with velux windows boasting elevated views of the Plymouth roofscape.

To the rear, a rather generous for Peverell paved garden offers a low maintenance outdoor space, ideal for relaxing or entertaining and benefits from convenient access to a rear service lane.

Combining period charm with modern practicality, this wonderful family home offers space, light, and versatility in a prime location. With no onward chain an early viewing is highly recommended to fully appreciate all that it has to offer.



Ground Floor

Lounge	13'7" x 12'5" (4.16 x 3.79)
Dining Room	10'0" x 15'5" (3.06 x 4.70)
Kitchen	6'10" x 11'1" (2.09 x 3.38)

First Floor

Bedroom One	11'7" x 12'5" (3.54 x 3.79)
Bedroom Two	9'9" x 15'5" (2.99 x 4.70)
Bedroom Three	5'3" x 8'11" (1.61 x 2.73)
Bathroom	7'1" x 6'0" (2.16 x 1.84)

Second Floor

Bedroom One	13'3" x 17'9" (4.05 x 5.42)
-------------	-----------------------------





Directions

From Mutley Plain take Hyde Park Road for 0.4 ml to Peverell and continue along Weston Park Road. Turn left into Edgcumbe Park Road and the property can be found on the right.

Council Tax Band: C

Scan for Material Information





