



11 Fyfield Close, Whiteley, PO15 7ES

Asking Price £530,000



Fyfield Close |

Whiteley | PO15 7ES

Asking Price £530,000

W&W are delighted to offer for sale this well presented four double bedroom detached family home situated in a highly sought after quiet cul de sac. Internally, the property boasts four bedrooms, lounge, kitchen/breakfast room, utility room, dining room, cloakroom, modern bathroom & en-suite shower room to the main bedroom. Outside, the property benefits from a rear landscaped garden, garage & driveway parking for multiple vehicles.

Fyfield Close is situated in the 'Sweethills Crescent' area of Whiteley with 'Strawberry Track' a short distance away providing pathways to the local Co Op, Whiteley Primary School, Swanwick Train Station & Whiteley Shopping Centre with a variety of shops and eateries.





Well presented four double bedroom detached family home situated in a sought after quiet cul de sac

Walking distance to local schools & amenities

Entrance hall enjoying attractive wood effect flooring and understairs storage cupboard

Lounge with patio doors opening out to the rear garden

Dining room with walk in bay window to the front

Dual aspect kitchen/breakfast room with breakfast bar, integrated fridge/freezer, 2025 newly fitted double oven, hob, water filtered tap & new in 2025 dishwasher

Utility room providing additional storage & space/plumbing for appliances

Downstairs cloakroom

Main bedroom benefitting from built in double wardrobes & en-suite

Modern en-suite shower room comprising three piece white suite & attractive wall/floor tiling

Three additional bedrooms all benefitting from built in wardrobes & all being of a double size

Modern bathroom comprising three piece white suite & attractive wall tiling

Landscaped rear garden enjoying attractive paved patio perfect for alfresco dining, area laid to artificial lawn with 2024 laid decked terrace to the rear, display flowers/shrubbery, side access & feature outside power sockets

Garage with power & lighting

Driveway parking for multiple vehicles

ADDITIONAL INFORMATION

Property construction - Traditional brick build

Electricity supply - Mains

Water supply - Mains

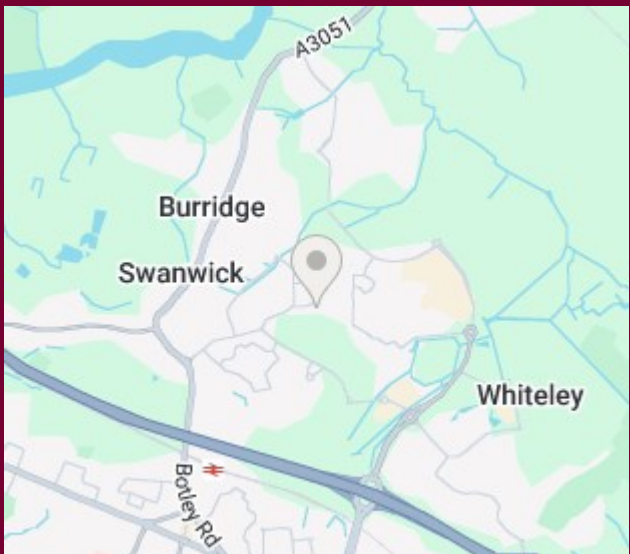
Sewerage - Mains

Heating - Gas central heating with 2023 replacement Vaillant boiler

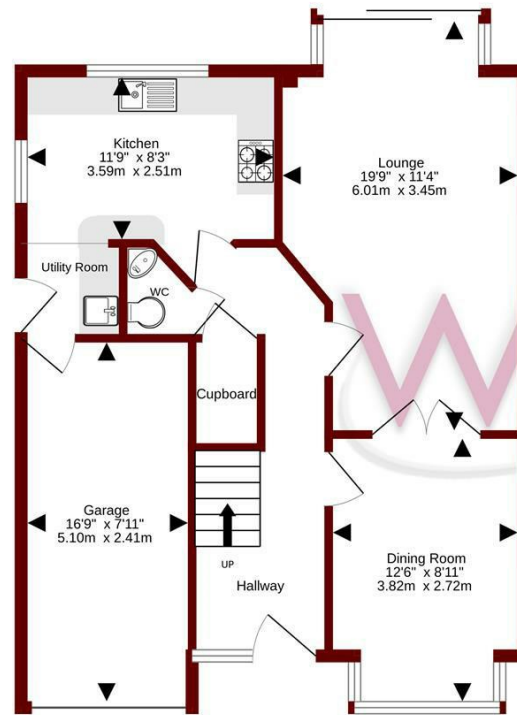
Broadband - There is broadband connected to the property

Please check here for potential broadband speeds - <https://www.openreach.com/fibre-broadband>

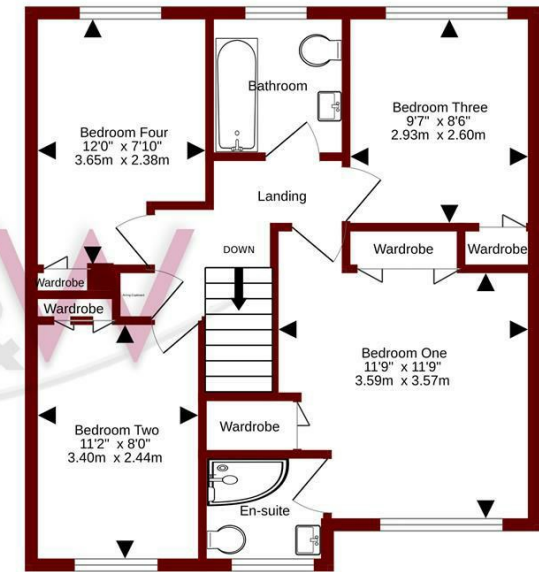
The current seller informs us that they have mobile signal and are no current black spots. Please check here for all networks - <https://checker.ofcom.org.uk/>



Ground floor
667 sq.ft. (61.9 sq.m.) approx.



1st floor
560 sq.ft. (52.0 sq.m.) approx.



TOTAL FLOOR AREA : 1226 sq.ft. (113.9 sq.m.) approx.

Whilst every attempt has been made to ensure the accuracy of the floorplan contained here, measurements of doors, windows, rooms and any other items are approximate and no responsibility is taken for any error, omission or mis-statement. This plan is for illustrative purposes only and should be used as such by any prospective purchaser. The services, systems and appliances shown have not been tested and no guarantee as to their operability or efficiency can be given.
Made with Metropix ©2025

Energy Efficiency Rating		Current	Potential
Very energy efficient - lower running costs			
(92 plus) A			
(81-91) B			
(69-80) C		74	78
(55-68) D			
(39-54) E			
(21-38) F			
(1-20) G			
Not energy efficient - higher running costs			
England & Wales	EU Directive 2002/91/EC		

Council Tax Band - E

Tenure - Freehold

Current EPC Rating - BCB

Potential EPC Rating - BCB

H3 Whiteley Shopping Centre

Whiteley Way

Whiteley

Hants

PO15 7PD

01489 580800

whiteley@walkerwaterer.co.uk

www.walkerwaterer.co.uk