

Peter Clarke

IN ASSOCIATION WITH Winkworth



19F St. Peters Road, Wellesbourne, Warwick, CV35 9PJ

- 70% Shared Ownership
- Two double bedrooms
- Open plan kitchen - living - dining room
- Downstairs cloakroom
- Rear garden
- Semi detached house
- Within easy reach of local amenities
- EPC Rating B
- Village location



70% Shared ownership
£182,000

ACCOMODATION

Front door opens into the welcoming entrance hallway featuring a wall mounted radiator and stairs rising to the first floor. The property benefits from a spacious open plan kitchen, living and dining area with a dual aspect design, enjoying a window to the front elevation and French doors with glazed side panels opening onto the rear garden. The kitchen is fitted with a range of matching wall and base units incorporating a one and a half bowl sink and drainer, integrated oven, gas hob with extractor hood over and recessed spotlights. There is space and plumbing for a washing machine and dishwasher, together with an integrated fridge-freezer and a wall mounted radiator. The living and dining area provides a bright and versatile space, featuring a wall mounted radiator, a window to the side elevation, a door to the cloakroom and access to a useful downstairs storage cupboard. The cloakroom is fitted with a wc, wash hand basin, wall mounted radiator and extractor fan.

The first floor landing provides access to the loft space and an airing - storage cupboard. Bedroom one is a well proportioned double room with two windows overlooking the rear garden allowing for an abundance of natural light and a wall mounted radiator. Bedroom two features two floor-to-ceiling windows to the front elevation, a wall-mounted radiator, and a useful overstairs storage cupboard. The family bathroom is fitted with a wc, wash hand basin set within a vanity unit, panelled bath with shower over, heated towel rail, extractor fan, and an obscured window to the side elevation.

OUTSIDE

The property enjoys a generous rear garden comprising a patio seating area and an area laid to lawn enclosed by brick boundary. A gated access leads to the driveway providing off road parking for two to three vehicles. Electrical socket port on driveway. The side garden is predominantly laid to lawn and wraps around to the front with timber fence boundary. Pathway leading to the front entrance.

GENERAL INFORMATION

TENURE: The property is understood to be Leasehold with 119 years remaining. This should be checked by your solicitor before exchange of contracts.

CHARGES: There is an annual charge of £232.31 which covers the rent for the remaining 30%, insurance and service charge which maintains the shared areas. This should be checked by your solicitor before exchange of contracts.

SERVICES: We have been advised by the vendor that mains gas, electricity, water and drainage are connected to the property. However this should be checked by your solicitor before exchange of contracts. Gas central heating to radiators.

RIGHTS OF WAY: The property is sold subject to and with the benefit of any rights of way, easements, wayleaves, covenants or restrictions etc. as may exist over same whether mentioned herein or not.

COUNCIL TAX: Council Tax is levied by the Local Authority and is understood to lie in Band D.

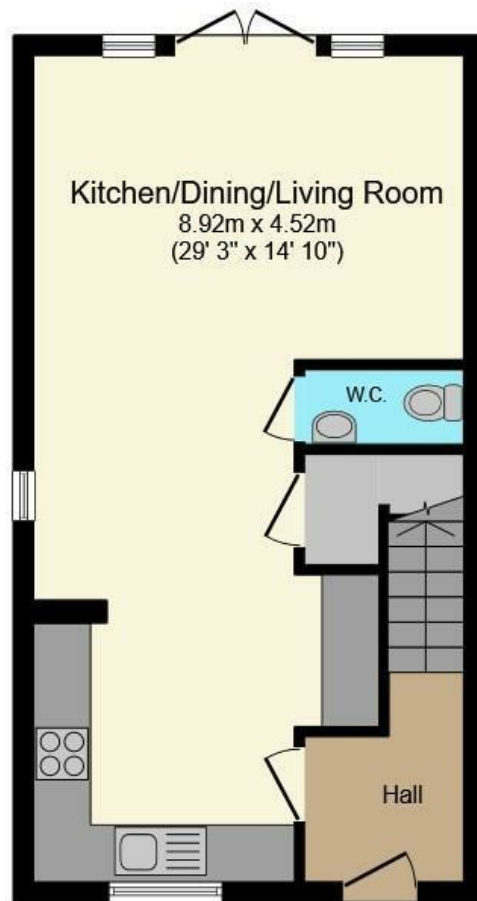
CHARGES: We have been advised that there are the following charges: Rent: X for the remaining share. Service charge: £24.88. This should be checked with solicitors before exchange of contracts.

CURRENT ENERGY PERFORMANCE CERTIFICATE RATING: B. A full copy of the EPC is available at the office if required.

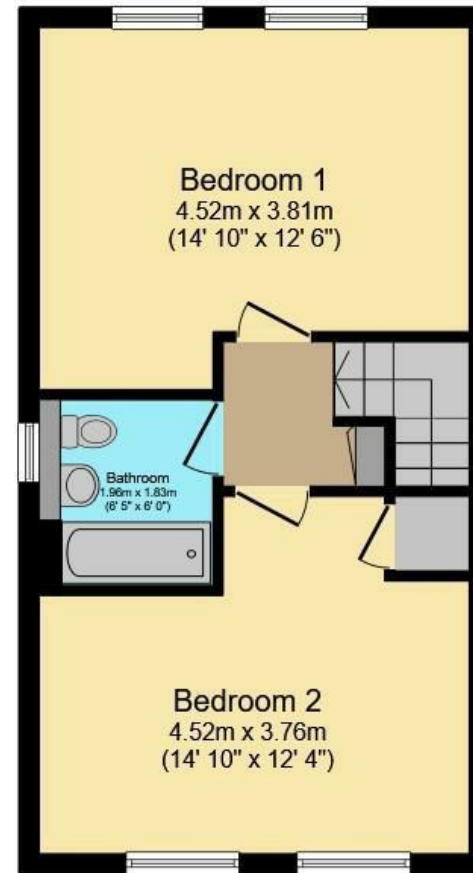
VIEWING: By Prior Appointment with the selling agent.



19F St. Peters Road, Wellesbourne, CV35 9PJ



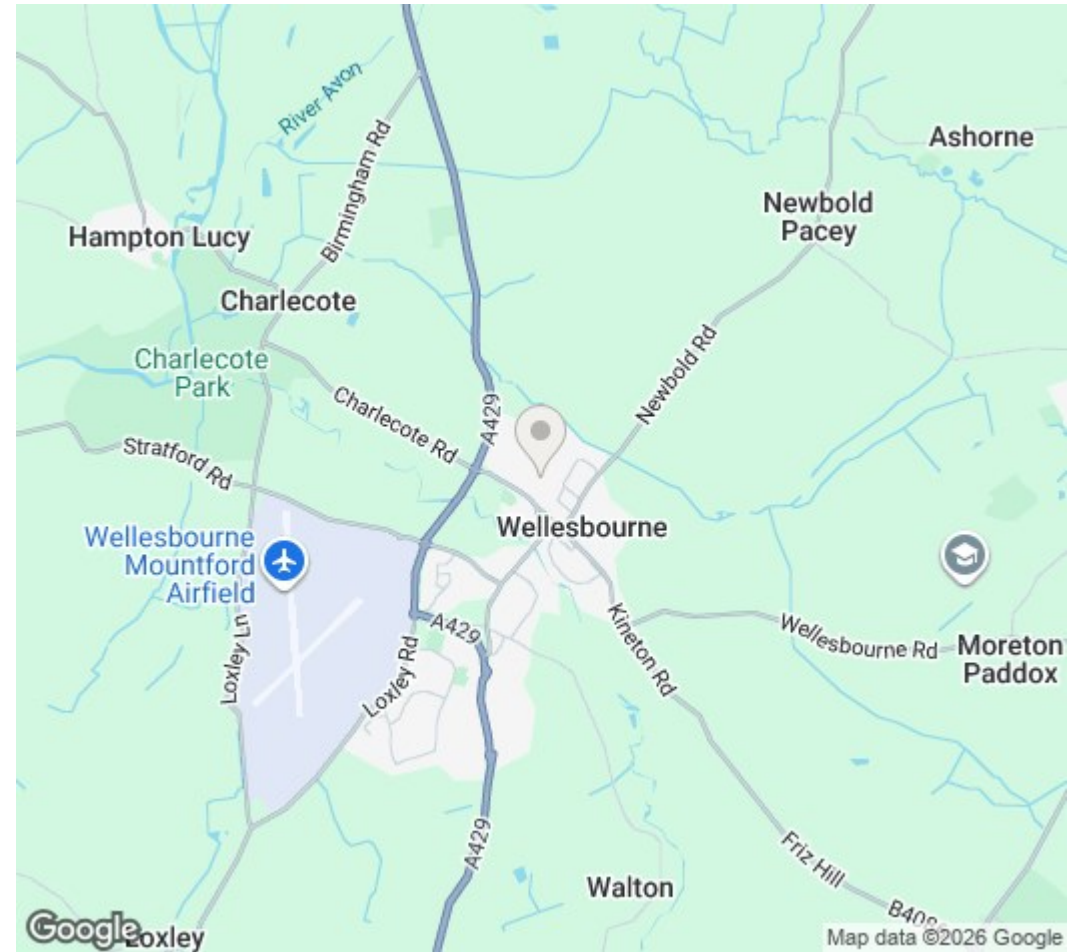
Ground Floor



First Floor

Total floor area: 78.5 sq.m. (845 sq.ft.)

This floor plan is for illustrative purposes only. It is not drawn to scale. Any measurements, floor areas (including any total floor area), openings and orientations are approximate. No details are guaranteed, they cannot be relied upon for any purpose and do not form any part of any agreement. No liability is taken for any error, omission or misstatement. A party must rely upon its own inspection(s). Powered by www.Propertybox.io



DISCLAIMER: HMR Homes Limited t/a Peter Clarke in association with Winkworth themselves and for the vendors or lessors of this property whose agents they are, give notice that the particulars are set out as a general outline only for the guidance of intending purchasers or lessors, and do not constitute part of an offer or contract; all descriptions, dimensions, references to condition and necessary permission for use and occupation, and other details are given without responsibility and any intending purchasers or tenants should not rely on them as statements or presentations of fact but must satisfy themselves by inspection or otherwise as to the correctness of each of them. Room sizes are given on a gross basis, excluding chimney breasts, pillars, cupboards, etc. and should not be relied upon for carpets and furnishings. We have not carried out a detailed survey and/or tested services, appliances and specific fittings. No person in the employment of HMR Homes Limited t/a Peter Clarke in association with Winkworth has any authority to make or give any representation of warranty whatever in relation to this property and it is suggested that prospective purchasers walk the land and boundaries of the property, prior to exchange of contracts, to satisfy themselves as to the exact area of land they are purchasing.

Multi-award winning offices
serving South Warwickshire & North Cotswolds

Warwick Road, Wellesbourne, Warwickshire, CV35 9ND
01789 841114 | wellesbourne@peterclarke.co.uk | www.peterclarke.co.uk



Peter Clarke

IN ASSOCIATION WITH Winkworth