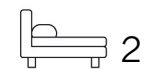


Living
made
better

Wick Tower
Woolwich, SE18 6LR



£2,300 PCM

Wick Tower, Woolwich, SE18 6LR

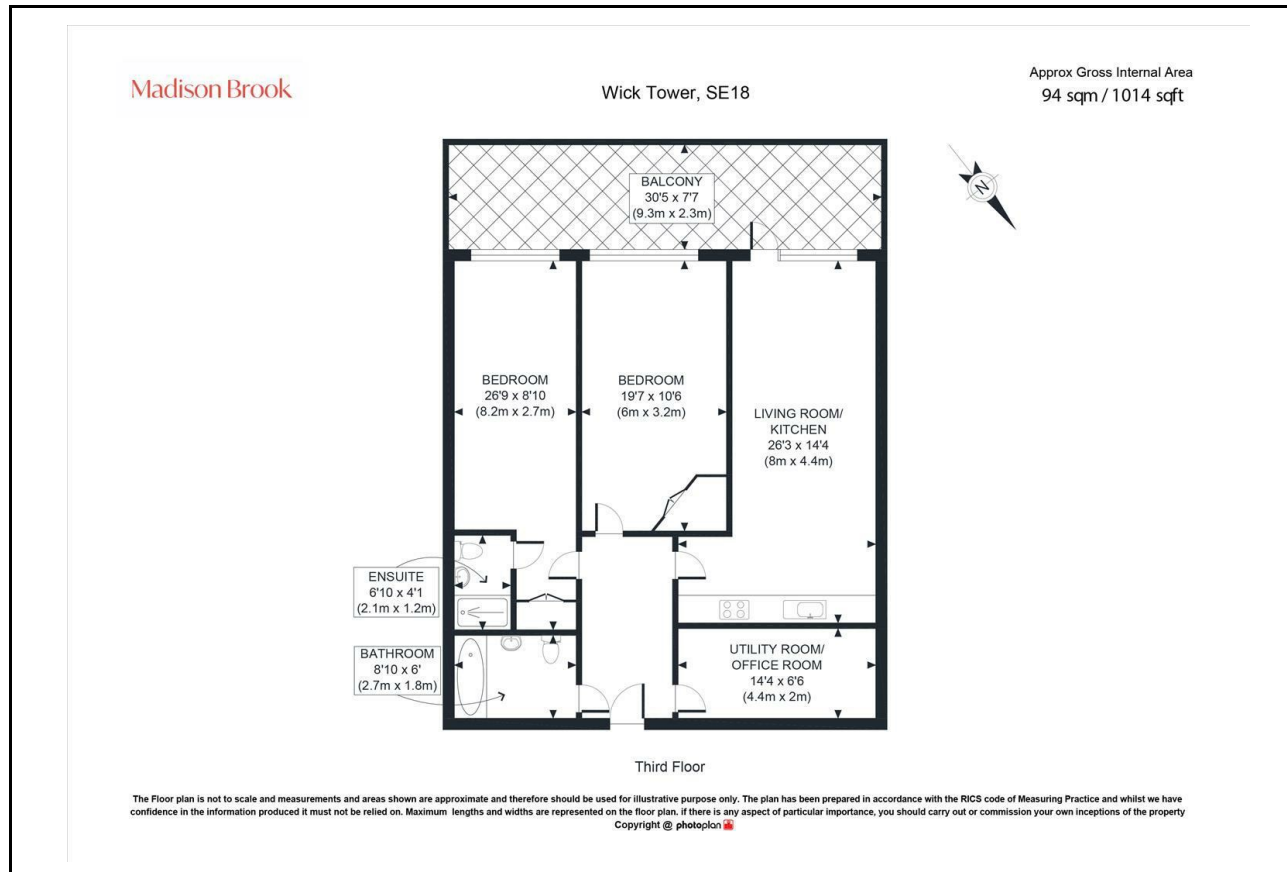
Madison Brook

Property Summary

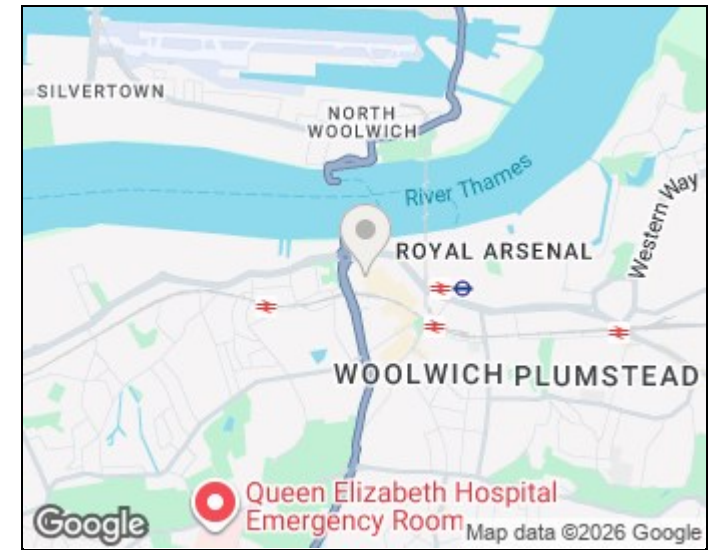
Offering over 1,000 sq.ft. of well-proportioned accommodation, this impressive second-floor apartment features a substantial open-plan living room and kitchen with direct access to a large private balcony, two exceptionally spacious double bedrooms, including a principal bedroom with en-suite shower room, together with a modern family bathroom. A separate utility room/home office provides valuable additional space, perfect for remote working or extra storage.

Ideally positioned close to the station and a wide range of shops, cafés and everyday amenities, this larger-than-average apartment offers flexible living in a convenient and well-connected setting.

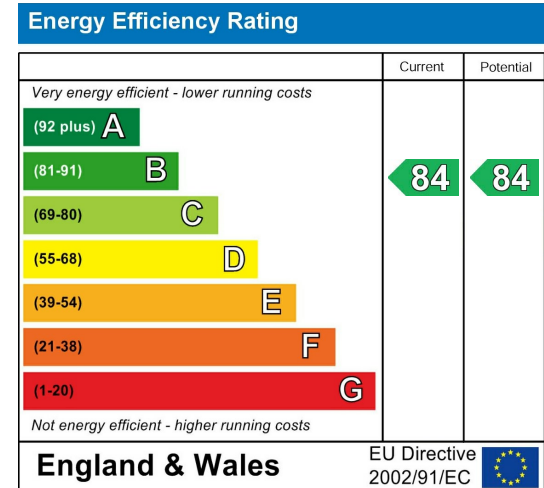
Floorplan



Area Map



Energy Efficiency Graph



43 Loampit Vale, Lewisham, London, SE13 7FT

Tel: 020 3946 6200 Email:

lewisham@madisonbrook.com

<https://madisonbrook.com/>

These particulars, whilst believed to be accurate are set out as a general outline only for guidance and do not constitute any part of an offer or contract. Intending purchasers should not rely on them as statements of representation of fact, but must satisfy themselves by inspection or otherwise as to their accuracy. No person in this firm's employment has the authority to make or give any representation or warranty in respect of the property.