



51 Sneyd Wood Road
Cinderford GL14 3GA



STEVE GOOCH
ESTATE AGENTS | EST 1985

£250,000

A MODERN AND WELL PRESENTED THREE BEDROOM SEMI-DETACHED PROPERTY LOCATED IN A POPULAR DEVELOPMENT on the edge of Cinderford, benefitting from a 15FT. LOUNGE/DINER, MASTER BEDROOM with EN-SUITE SHOWER ROOM, DRIVEWAY PARKING, DETACHED SINGLE GARAGE and LARGE ENCLOSED REAR GARDEN.

Cinderford is a town located in the Forest of Dean district of Gloucestershire. It lies in the eastern part of the Forest of Dean, approximately 14 miles (22.5 kms) east of the cathedral city of Gloucester.

Historically, Cinderford was a prominent mining and industrial town, with coal mining being a significant part of its heritage. The town played a vital role in the production and transportation of coal during the height of the mining industry in the area.

Today, Cinderford has transformed into a vibrant town with a diverse range of amenities and attractions. The town centre offers a variety of shops, supermarkets, pubs, cafes, and restaurants, providing residents with convenient access to everyday necessities and leisure activities. The town also has community facilities and services, including the new community hospital, schools, a library, a leisure centre with pool, and a local market.

Cinderford is surrounded by beautiful woodlands, making it an excellent base for outdoor enthusiasts. The nearby Forest of Dean offers numerous trails and recreational opportunities, such as walking, cycling, and wildlife spotting. Popular attractions in the area include the Sculpture Trail, Puzzlewood, the Dean Heritage Centre and the restored Dean Forest Railway.





The property is approached from the front aspect via a composite door leading into;

ENTRANCE HALL

Radiator, phone point, stairs lead to the first floor landing, doors lead off to the cloakroom, kitchen and lounge/diner.

CLOAKROOM

With close coupled w.c., pedestal washbasin with tiled splash-backs, radiator, extractor.

KITCHEN

11'00 x 8'01 (3.35m x 2.46m)

Comprising a range of modern fully fitted wall and base level units with laminate worktops and an inset stainless steel sink unit with drainer, built in electric oven and gas hob with extractor hood over and stainless steel splash-back, space and plumbing for a washing machine and fridge/freezer. Radiator, front aspect window.

LOUNGE/DINER

15'04 x 15'02 (4.67m x 4.62m)

A spacious room with large under stairs storage cupboard, radiators, French doors lead out to the rear garden, rear aspect window.

LANDING

With useful airing cupboard, loft access, doors lead off to the three bedrooms and bathroom.

BEDROOM ONE

10'11 x 8'07 (3.33m x 2.62m)

With a built in mirrored double wardrobe, radiator, rear aspect window overlooking the garden, door leads into;

EN-SUITE SHOWER ROOM

Comprising a corner shower cubicle with electric shower and tiled surround, close coupled w.c., pedestal washbasin with tiled splash-backs, radiator, extractor.

BEDROOM TWO

9'11 x 8'07 (3.02m x 2.62m)

A double room with radiator, front aspect window.

BEDROOM THREE

7'04 x 6'04 (2.24m x 1.93m)

Radiator, rear aspect window overlooking the garden.

BATHROOM

6'04 x 6'02 (1.93m x 1.88m)

Modern white suite comprising a bath with tiled splash-backs, close coupled w.c., pedestal washbasin with tiled splash-backs, radiator, obscured front aspect window.

SINGLE GARAGE & PARKING

To the side of the property is driveway parking for two vehicles that leads to the detached single garage accessed via an up and over door.

To the front of the property, steps lead up to a covered entrance porch, with an outside tap and gated side access leading through to the rear garden. The enclosed rear garden enjoys a larger than average plot for the development and is thoughtfully arranged with both patio and lawned areas, providing an excellent outdoor space for relaxing, entertaining and family enjoyment.

DIRECTIONS

From the Mitcheldean Office, proceed down to the mini roundabout turning right onto the A4136, proceed along turning left at the traffic lights at Nailbridge signposted to Cinderford. Continue through the town centre and over the mini roundabout, proceed to the top of Belle Vue Road turning right into Abbots Road, follow the road to the end and to the mini roundabout and proceed straight over into Sneyd Wood Road, following the road around to the left, where the property can be found on the left hand side.

AGENTS NOTE

Maintenance charges payable for upkeep of the communal green spaces. Circa £202.38 per annum. Paid until June 2026

SERVICES

Mains water, drainage, electricity, gas.

MOBILE PHONE COVERAGE / BROADBAND AVAILABILITY

It is down to each individual purchaser to make their own enquiries. However, we have provided a useful link via Rightmove and Zoopla to assist you with the latest

information. In Rightmove, this information can be found under the brochures section, see "Property and Area Information" link. In Zoopla, this information can be found via the Additional Links section, see "Property and Area Information" link.

TENURE

Freehold

LOCAL AUTHORITY

Council Tax Band: B

Forest of Dean District Council, Council Offices, High Street, Coleford, Glos. GL16 8HG.

VIEWING

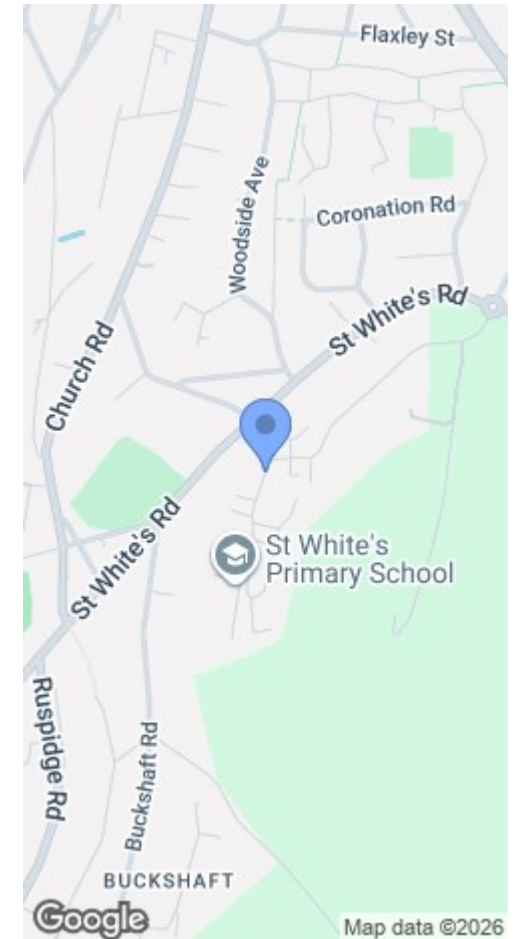
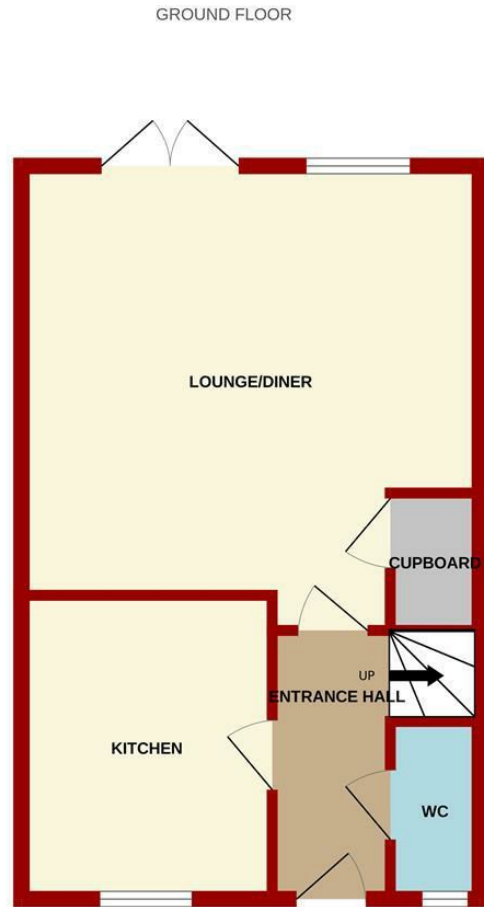
Strictly through the Owners Selling Agent, Steve Gooch, who will be delighted to escort interested applicants to view if required. Office Opening Hours 8.30am - 6.00pm Monday to Friday, 9.00am - 5.30pm Saturday.

PROPERTY SURVEYS

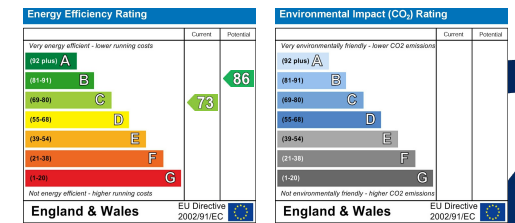
Qualified Chartered Surveyors available to undertake surveys (to include Mortgage Surveys/RICS Housebuyers Reports/Full Structural Surveys).

MONEY LAUNDERING REGULATIONS

To comply with Money Laundering Regulations, prospective purchasers will be asked to produce identification documentation at the time of making an offer. We ask for your cooperation in order that there is no delay in agreeing the sale, should your offer be acceptable to the seller(s)



Whilst every attempt has been made to ensure the accuracy of the floorplan contained here, measurements of doors, windows, rooms and any other items are approximate and no responsibility is taken for any error, omission or mis-statement. This plan is for illustrative purposes only and should be used as such by any prospective purchaser. The services, systems and appliances shown have not been tested and no guarantee as to their operability or efficiency can be given.
Made with Metropix ©2025



MISREPRESENTATION DISCLAIMER

All reasonable steps have been taken with the preparation of these particulars but complete accuracy cannot be guaranteed. If there is any point which is of particular importance to you, please obtain professional confirmation. Alternatively, where possible we will be pleased to check the information for you. These particulars do not constitute a contract or part of a contract. All measurements quoted are approximate. The fixtures, fittings and appliances have not been tested and therefore no guarantee can be given that they are in working order. Any drawings, sketches or plans are provided for illustrative purposes only and are not to scale. All photographs are reproduced for general information and it cannot be inferred that any items shown are included in the sale.



The Cross, Mitcheldean, Gloucestershire. GL17 0BP | (01594) 542535 | mitcheldean@stevegooch.co.uk | www.stevegooch.co.uk

Residential Sales | Residential Lettings | Auctions | Surveys