



12 Welbeck Avenue

, Burbage, LE10 2JH

Offers Around £255,000



A modern 3 bedroom semi detached house built by the reputable David Wilson Homes. The property has the additional benefits of gas central heating, PVCu double glazing, 2/3 car driveway, guest cloakroom, modern fitted breakfast/kitchen, attractive lounge and bathroom with shower and conservatory.

Ideally located at the head of a quiet cul de sac and occupying a larger than secluded position close to all local amenities, whilst being within commuting distance of all major road links such as the A5, M69, M1 and M6.

MUST BE VIEWED.

NO CHAIN.



Canopy porch 5'1" x 2'7" (1.55 x 0.78)

Reception hall 4'0" x 3'11" (1.22 x 1.19)

Laminate floor and radiator,

Attractive lounge (front) 12'4" x 11'10" (3.76 x 3.60)

PVCu window, radiator, Karndean floor and under stairs cupboard.

Modern kitchen / dining room (rear) 12'0" x 10'0" (3.66 x 3.05)

PVCu double glazed window, resin sink, range of base and wall units (6 base & 5 wall) associated bevelled edged work surfaces, split level gas hob, electric fan assisted oven, extractor hood, radiator, wall mounted gas fired Glow Worm Flexicom 18HX boiler and adjacent programmer.

Conservatory (rear) 11'1" x 8'6" (3.4 x 2.6)

PVCu double glazed windows, twin UPVC double glazed French door to garden, ceramic tiled floor.

Hall (rear) 4'3" x 3'3" (1.30 x 1.00)

Ceramic tiled floor, obscure PVCu double glazed door.

Guest cloakroom (rear) 4'9" x 3'4" (1.46 x 1.01)

Wash hand basin, low flush wc, extractor fan, tiled floor and radiator,

Landing 8'10" x 6'7" (2.68 x 2.01)

Roof void access hatch and airing cupboard.

Bedroom 1 (rear) 11'1" (min) x 8'10" (3.39 (min) x 2.70)

PVCu double glazed window, radiator and fitted triple wardrobes.

Bedroom 2 (front) 11'7" x 8'10" (3.53 x 2.68)

PVCu double glazed window , fitted double wardrobe and radiator.

Bedroom 3 (rear) 7'7" x 6'8" (2.30 x 2.04)

PVCu double glazed window and radiator.

Modern bathroom (front) 6'4" x 6'3" (1.92 x 1.90)

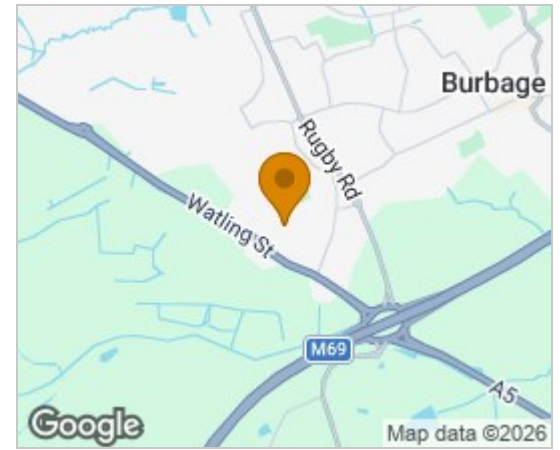
Full suite in white, P shaped bath with chrome mixer shower and side glazed door, ceramic tiled floor, chrome ladder styled radiator, PVCu obscure double glazed window and down lights to the ceiling,

Outside

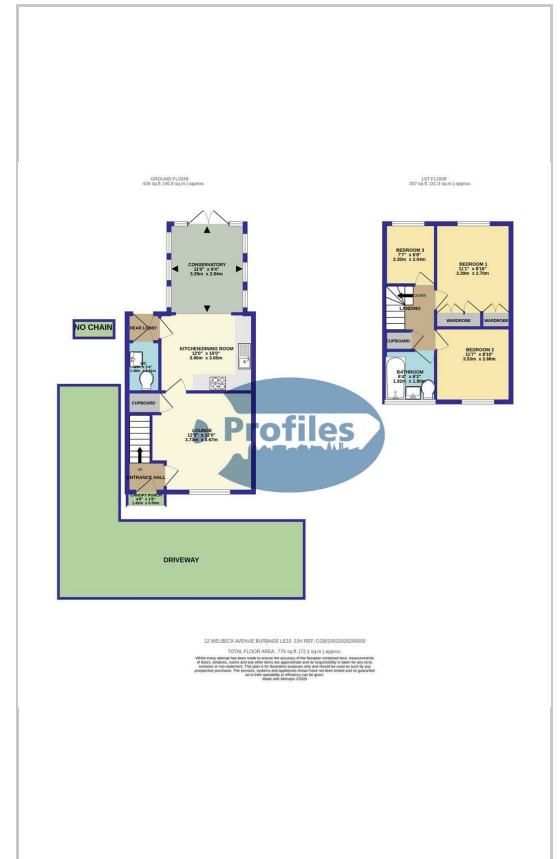
Front garden with 3 car driveway.

Enclosed rear garden, with gated side access, established lawn and patio area.

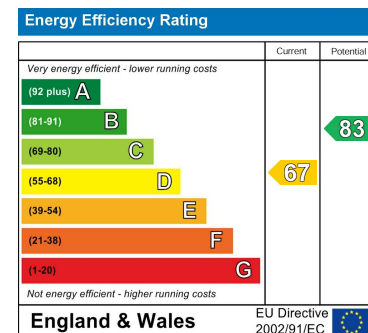
Area Map



Floor Plans



Energy Efficiency Graph



These particulars, whilst believed to be accurate are set out as a general outline only for guidance and do not constitute any part of an offer or contract. Intending purchasers should not rely on them as statements of representation of fact, but must satisfy themselves by inspection or otherwise as to their accuracy. No person in this firm's employment has the authority to make or give any representation or warranty in respect of the property.

28-30 New Buildings, Hinckley, Leicestershire, LE10 1HW

Tel: 01455 613555 Email: profilesea@aol.com <https://www.profiles-estates.co.uk>