



ESTATE AGENTS

[www.cwestateagents.co.uk](http://www.cwestateagents.co.uk)






## Grosvenor Court, Winsford CW7 1NL

Offers in excess of £375,000

 4  2  2  B



 01606 514 152  [info@cwestateagents.co.uk](mailto:info@cwestateagents.co.uk)  
 @CWestateAgent  @CWestateAgents

# Grosvenor Court

, Winsford, CW7 1NL

Offers in excess of £375,000



## Hallway

11'8" x 6'9" (3.570m x 2.071m)

## Lounge

17'6" x 14'5" (5.359m x 4.398m)

## DiningRoom/Study/Playroom

12'3" x 9'11" (3.736m x 3.024m)

## Breakfast Kitchen

25'10" x 9'7" (7.898m x 2.938m)

## Utility Room

6'1" x 5'1" (1.867m x 1.567m)

## Downstairs WC

6'3" x 3'1" (1.909m x 0.941m)

## Landing

15'8" x 9'8" (4.785m x 2.950m)

## Bedroom One

15'8" x 14'8" (4.798m x 4.471m )

## En-Suite

5'7" x 5'6" (1.722m x 1.701m)

## Bedroom Two

14'8" x 11'4" (4.478m x 3.476m)

## Bedroom Three

12'3" x 9'11" (3.739m x 3.041m)

## Bedroom Four

9'7" x 7'1" (2.928m x 2.182m)

## Family Bathroom

7'7" x 6'6" (2.251m x 1.983m)

## Detached Garage

Up and over door.

## Externally

Small cul de sac location with driveway to the front & to the side leading to a detached garage with up and over door, rear garden is a country cottage feel with laid to lawn, wall and fenced boundaries and well stocked borders.



# Floor Plan



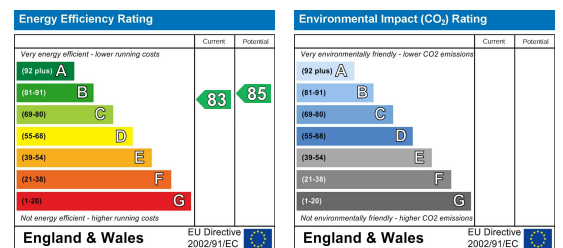
Whilst every attempt has been made to ensure the accuracy of the floorplan contained here, measurements of doors, windows, rooms and any other items are approximate and no responsibility is taken for any error, omission or mis-statement. This plan is for illustrative purposes only and should be used as such by any prospective purchaser. The services, systems and appliances shown have not been tested and no guarantee as to their operability or efficiency can be given.  
Made with Metropix ©2026

## Viewing

Please contact us on 01606 514 152 if you wish to arrange a viewing appointment for this property or require further information.

These particulars, whilst believed to be accurate are set out as a general outline only for guidance and do not constitute any part of an offer or contract. Intending purchasers should not rely on them as statements of representation of fact, but must satisfy themselves by inspection or otherwise as to their accuracy. No person in this firm's employment has the authority to make or give any representation or warranty in respect of the property.

## Energy Efficiency Graph



01606 514 152
 [info@cwestateagents.co.uk](mailto:info@cwestateagents.co.uk)  
 @CWestateAgent
 @CWestateAgents