



jordan fishwick

113 Knutsford Road, SK9 6JP
Guide Price £339,995

Knutsford Road Wilmslow SK9 6JP

Guide Price £339,995




Combining Period charm with contemporary style, this attractive two bedroom Victorian mid terrace is set in a sought after Wilmslow location and is offered with No Onward Chain. Ideally located the property is within easy reach of the vibrant town centre, with its array of boutique shops, restaurants, cafés, and supermarkets. Wilmslow train station offers direct services to Manchester, Stockport and London, making it ideal for commuters. The area is also known for its access to excellent local schools, green spaces such as The Carrs Park, and quick links to the A34 and M56 motorway networks. The property has been tastefully modernised throughout creating a stylish and comfortable home, ideal for many. The accommodation comprises in brief: a welcoming dining/reception room to the front elevation, leading through to a spacious living room featuring a modern wood-burning stove and useful understairs storage. The ground floor boasts wooden flooring throughout, enhancing the light, airy feel of the interior. To the rear, a re-fitted kitchen offers a sleek and modern space, complete with high-quality wall and base matching units, complementary quartz worktops and a handful of integrated appliances. To the first floor, a central landing provides access to two generously sized bedrooms, including a bright and spacious principle bedroom to the front aspect, and a versatile second bedroom— perfect as a guest room, home office or nursery. The stylish re-fitted bathroom features large grey tiles, a modern white suite with vanity basin, and a rain shower over the bath with glass screen – all finished to a sleek, contemporary standard. Externally, the property benefits from a low maintenance garden frontage, providing kerb appeal with a well kept and manageable space. To the rear, there is an enclosed courtyard style garden, offering an attractive outdoor area ideal for seating or entertaining. The space also includes a storage shed.



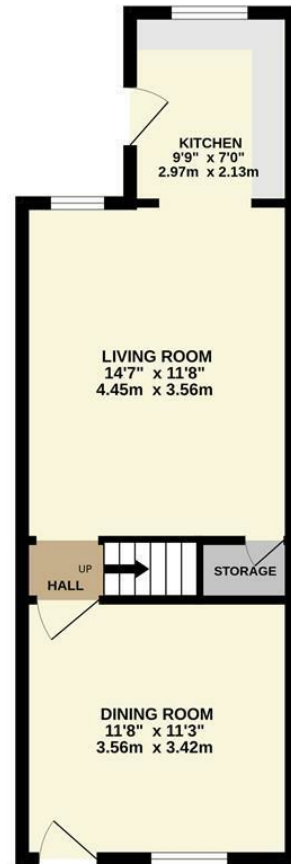
- No Chain
- Two Double Bedrooms
- Modernised Throughout
- Stylish Family Bathroom
- Contemporary Style Kitchen
- Two Large Reception Rooms
- Easy Maintainable External Gardens
- Great Location



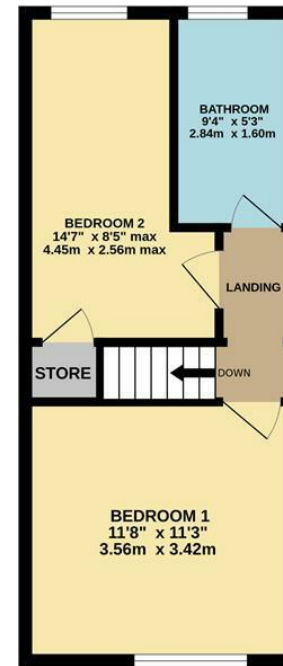
Energy Efficiency Rating		
	Current	Potential
Very energy efficient - lower running costs		
(92 plus) A		89
(81-91) B		
(69-80) C	71	
(55-68) D		
(39-54) E		
(21-38) F		
(1-20) G		
Not energy efficient - higher running costs		
England & Wales		EU Directive 2002/91/EC 



GROUND FLOOR



1ST FLOOR



Measurements are approximate. Not to scale. Illustrative purposes only.
Made with Metropix ©2025



These particulars are believed to be accurate but they are not guaranteed and do not form a contract. Neither Jordan Fishwick nor the vendor or lessor accept any responsibility in respect of these particulars, which are not intended to be statements or representations of fact and any intending purchaser or lessee must satisfy himself by inspection or otherwise as to the correctness of each of the statements contained in these particulars. Any floorplans on this brochure are for illustrative purposes only and are not necessarily to scale.

Offices at: Chorlton, Didsbury, Disley, Hale, Glossop, Macclesfield, Manchester Deansgate, Manchester Whitworth Street, New Mills, Sale, Wilmslow and Withington

36-38 Alderley Road, Wilmslow SK91JX
01625 532000

wilmslow@jordanfishwick.co.uk
www.jordanfishwick.co.uk